

Last updated in Jan 2026

Guide to your Gojek Driver app



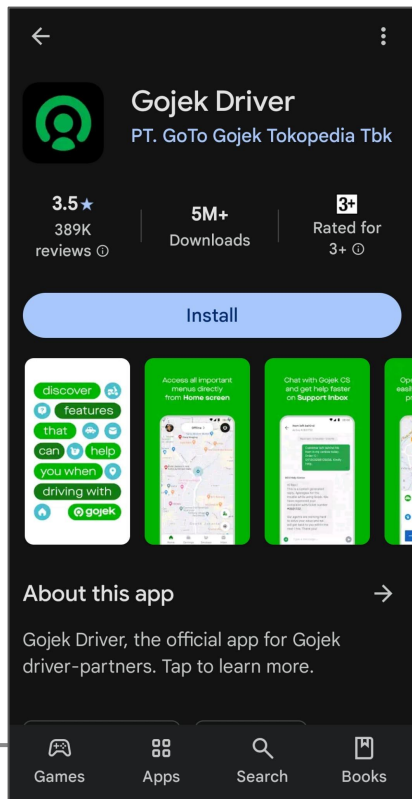
Table of contents

1. Know your app (Pg. 3–29)
2. App features (Pg. 30–43)
3. App menu (Pg. 44–55)
4. New Driver Incentives (Pg. 56–59)
5. GoalBetter Tier Qualification/Requalification (Pg. 60–61)
6. Fuel benefits with GoalBetter (Pg. 62–64)
7. Things to note (Pg. 65–68)

Know your app

Downloading the app

Search for **Gojek Driver** on Google Play Store / App Store and install the app.

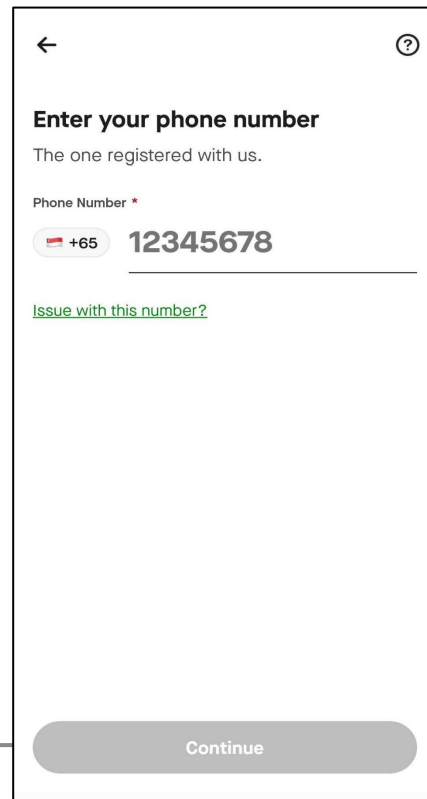


For GoCar & GoTaxi

Logging in

Use the phone number registered with **Gojek** to log in.

You won't need a password, but a One-Time Pin (OTP) will be sent to you!



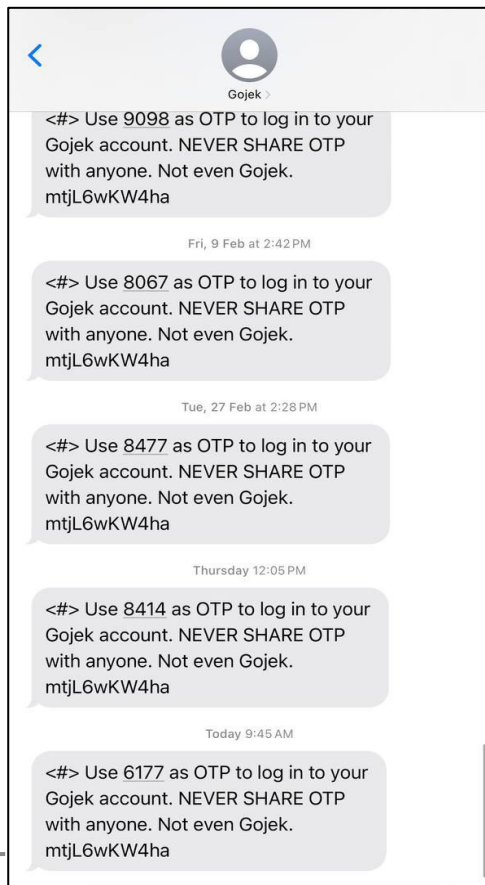
For GoCar & GoTaxi

Enter one-time password (OTP)

Check your SMS. You should receive a message containing a **4-digit OTP**.

The OTP will be automatically entered on the app. You can enter OTP manually if it is not automatically entered.

For GoCar & GoTaxi

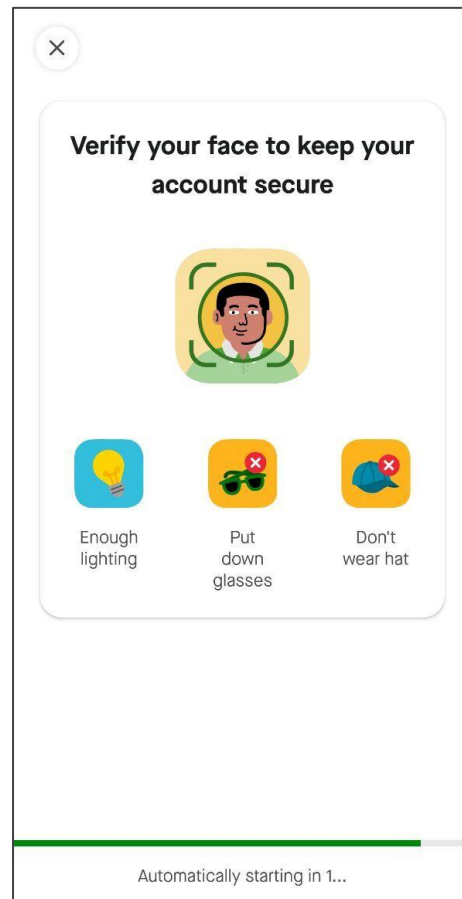



Facial recognition

Position your face within the frame. Make sure that your face is **centred, well-lit, clearly visible, and facing the camera directly**.

Remove any items that might block it, such as **glasses or hats**.

The system will take a few seconds to detect and analyze your facial features.



Logging in to another device

Use your number registered with Gojek to log in. You will see a pop-up with the message **You're currently logged in on another device, please log out**

1. Log out on previous devices,
2. Tap on Open Help to view basic troubleshooting steps OR
3. Submit a ticket to us by attaching a screenshot of your login screen and email to drivercare.sg@gojek.com with email subject "I cannot log in to my account"

For GoCar & GoTaxi



You're currently logged in on another device, please log out

If you can't access that device, open Help.

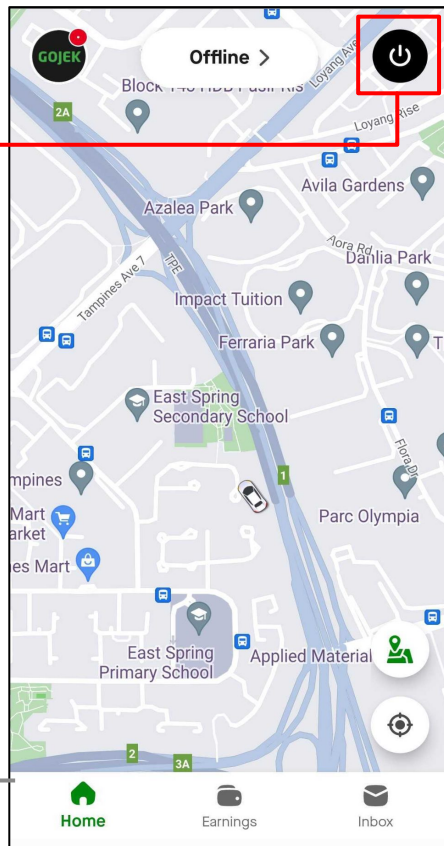
Maybe later

Open Help

Going online

Ready to accept trip requests? Tap on the **black ON button** on the top right-hand corner to go online.

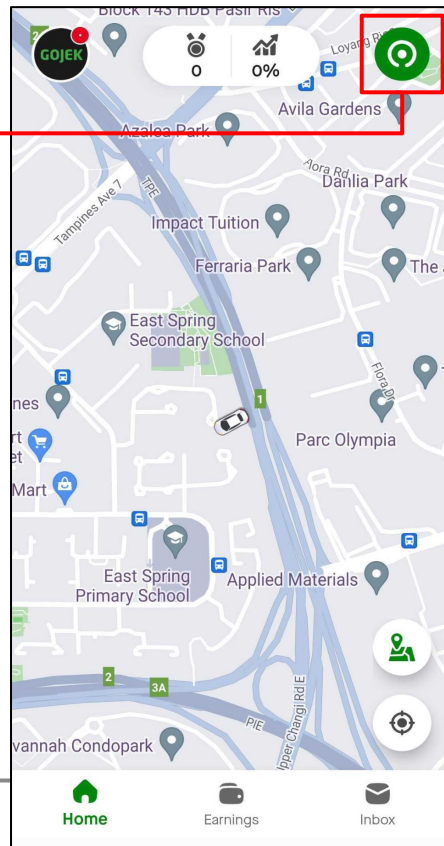
For GoCar & GoTaxi



Going offline

Need a break? Simply tap on the **green OFF button** on the top right-hand corner to go offline.

For GoCar & GoTaxi



Better demand predictions with Points of Interest

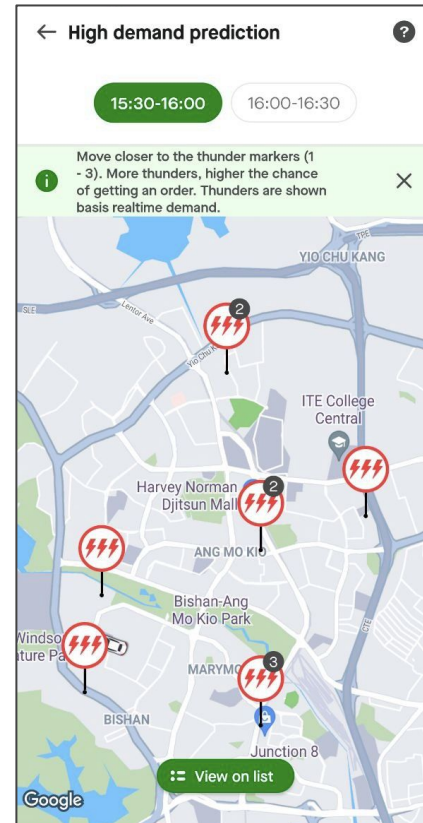
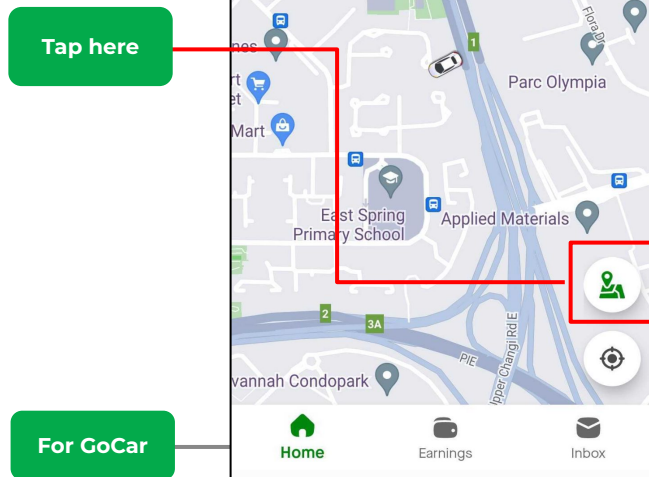
What are Points of Interests (POI)?

Points of Interests are high demand locations near your current location.

The higher the score of your POI, the more likely you'll receive an order in that location.

Moving to these POIs will help you receive orders faster.

💡 Note that this is not a guarantee of receiving an order.



*This is currently not available for GoTaxi. Kindly refer to gjk.sg/hotspots instead for the latest demand trends.

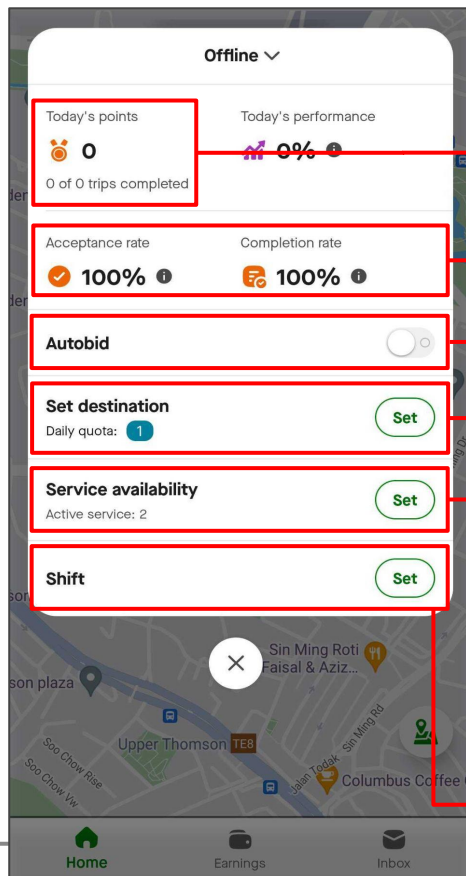
Quick view of the app

While offline, you can see and set these features in this quick-view screen: Performance, Autobid, and Set Destination quotas.

Under the quick view of your app, you will see a **summary of your daily points** earned.

Take note that points will **reset at 12AM daily**.

For GoCar & GoTaxi



View your daily points

View your daily acceptance and completion rate

Set to Autobid while you are offline

Access the Set Destination feature and see your quota

Choose the product services that you prefer

View available shifts and register for your desired one

All about Autobid & Manual Bid

The Autobid function helps you **accept all incoming trip requests automatically**. You will not be able to review the request, destination, or fare.

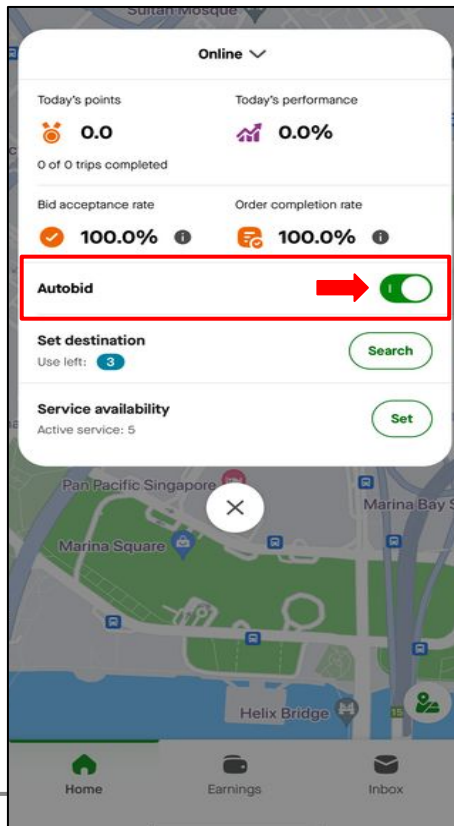
To access the Autobid function, simply **tap on the small arrow** beside your offline button. **You can toggle Autobid on or off from there.**

The Manual Bid function allows you to **reject or accept incoming trip requests**.

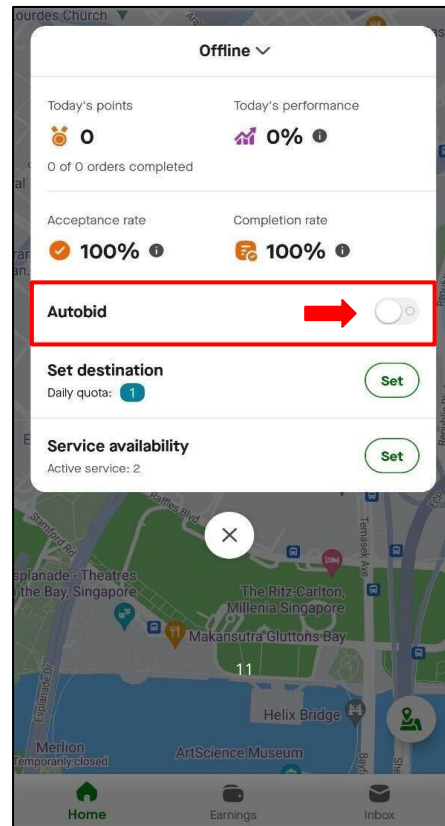
Unlike Autobid, you can **review the request details** like destination and fare. Once **you turn Autobid off**, you will be on Manual Bid.

For GoCar & GoTaxi

Autobid



Manual Bid



Set Destination feature

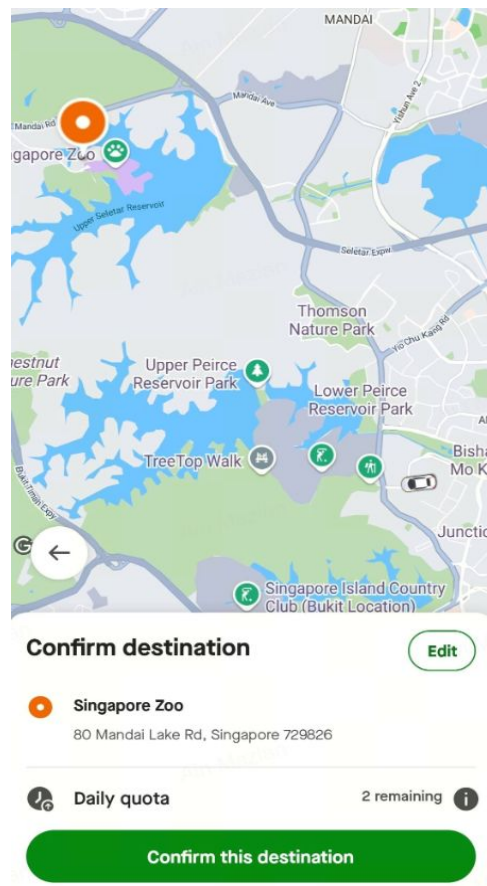
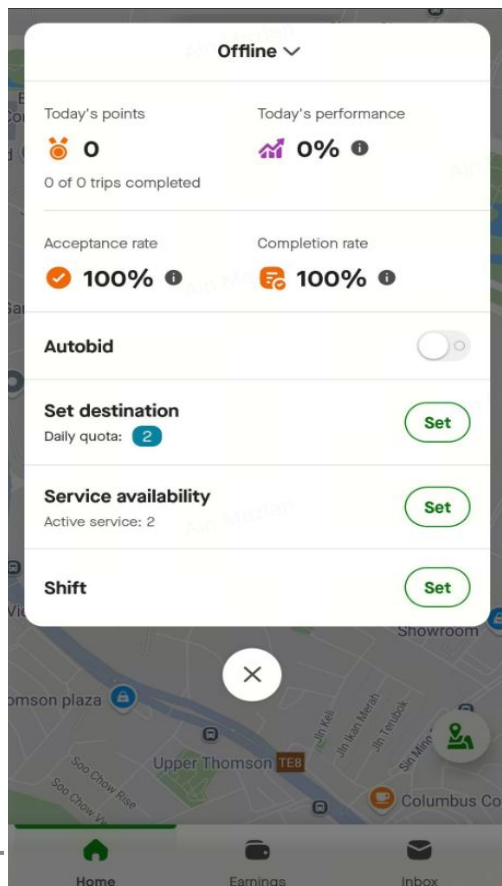
This feature allows you to choose a destination so that you can receive booking requests along the way, within a certain distance.

You can expect:

1. **More earnings at your convenience**
2. **Less worrying about receiving orders in the opposite direction of your plans**
3. **To end your shift with a trip in the same direction as your destination**

- 💡 Elite driver-partners get 4 quotas every day
- 💡 Pro driver-partners get 3 quotas every day
- 💡 Classic & Premium driver-partners get 2 quotas every day

For GoCar & GoTaxi



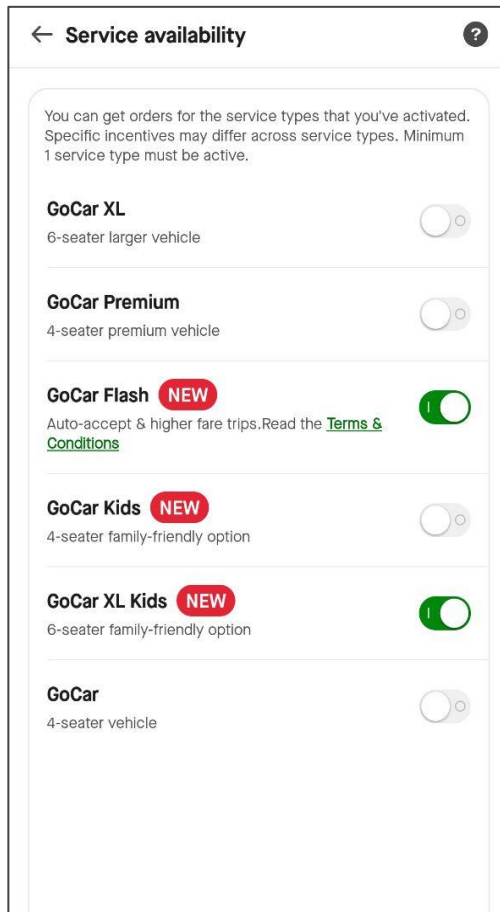
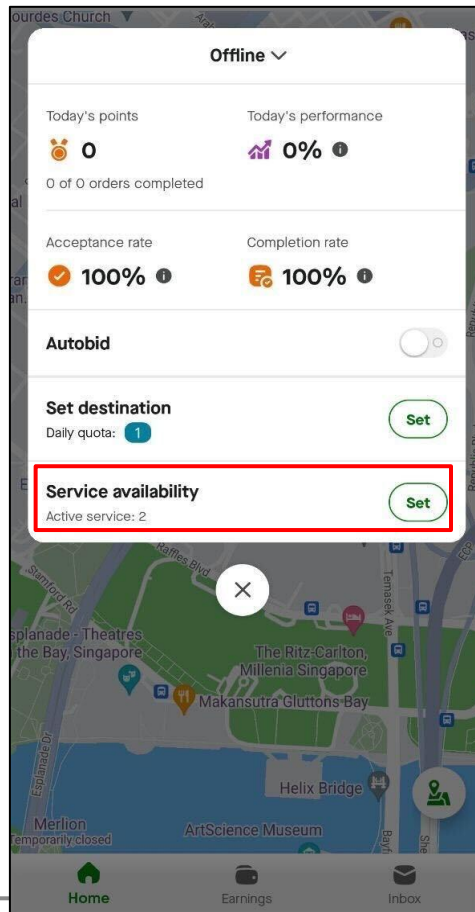
Toggling service types

This feature gives you the flexibility to offer different services according to your vehicle category.

With higher demand for certain categories at specific timings, maximize your earnings by changing service types.

Vehicle category	Toggles available
GoCar	GoCar & GoCar Flash only
GoCar XL	GoCar, GoCar XL & GoCar Flash only
GoCar Premium	GoCar, GoCar Premium & GoCar Flash only
GoCar Premium (with XL)	GoCar, GoCar XL, GoCar Premium & GoCar Flash only
GoTaxi	GoCar & GoTaxi
GoCar Kids	GoCar, GoCar Kids & GoCar Flash
GoCar XL Kids	GoCar, GoCar XL, GoCar Kids, GoCar XL Kids & GoCar Flash

For GoCar & GoTaxi



GoCar Flash

GoCar Flash is only available for **Private Hire** vehicles, **island-wide** - which means you can receive GoCar Flash orders from any location across Singapore.

Taxis are not eligible for GoCar Flash trips.

What you can look forward to:



MORE EARNINGS

With fares that are **at least 15% higher**, you can take home more earnings on top of ALL current trip incentives.

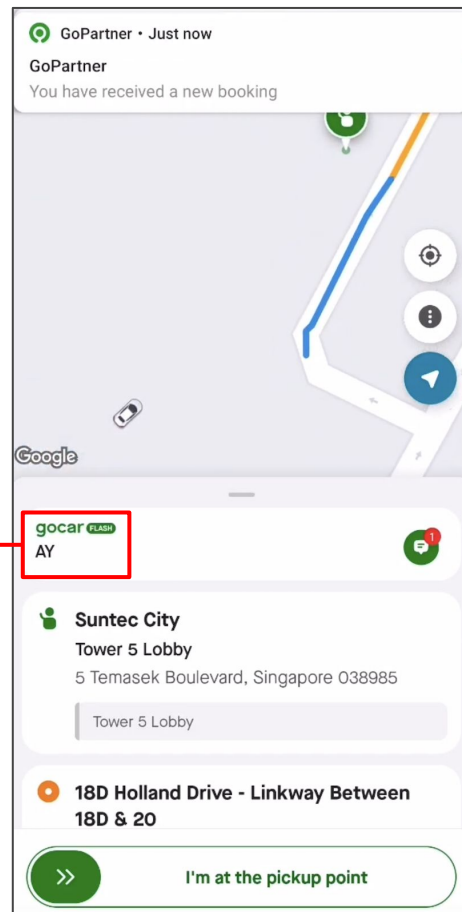
More on incentives: gik.sg/incentive



SHORTER PICK-UPS

Shorter pick-ups mean **quicker matches** with customers and more trips for you.

gocar FLASH



Refer to gik.sg/dpgocarflash for more information on GoCar Flash.

Shift Booking feature

Take control of your schedule with the Shift Booking feature, which allows you to choose preferred areas and times for driving.

Limited slots available

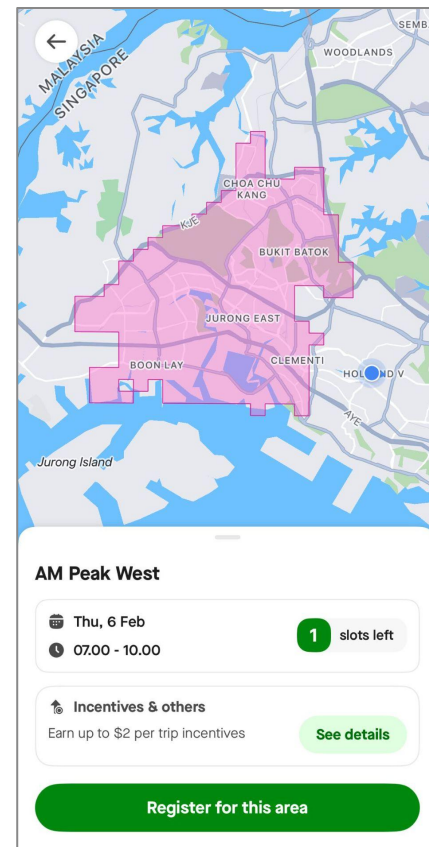
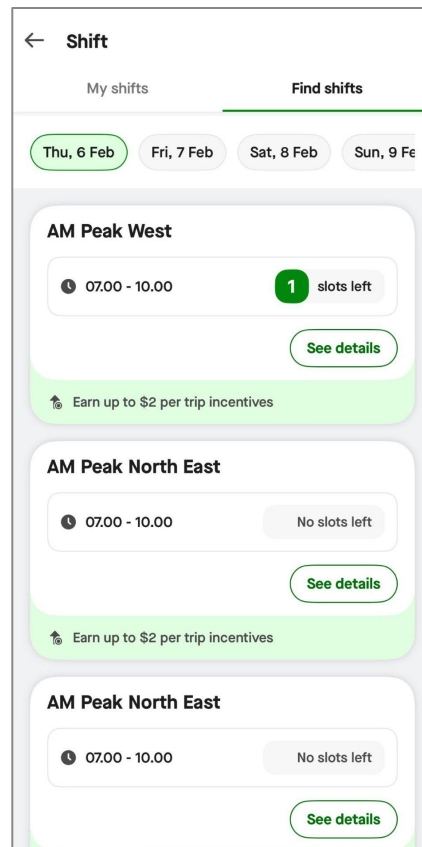
Act fast! Slots for each shift are limited and allocated on a first-come, first-served basis.

Earn additional incentives

Complete trips during your selected shift to earn more.

Note: This feature is currently on trial and available only for selected driver-partners.

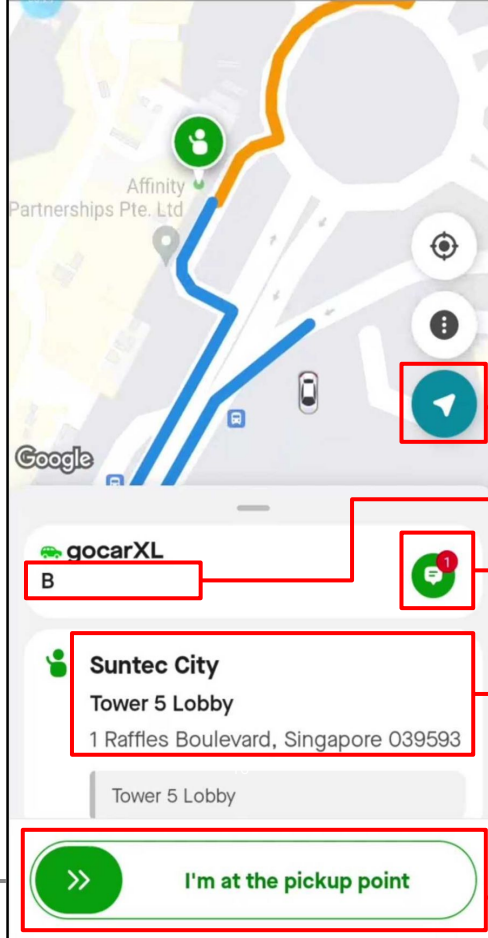
*Selected driver-partners will be notified via SMS. For more information, click [here](#).



Accepting an order: Autobid

Trips are accepted automatically on Autobid – you will not have to do anything to accept a trip.

For GoCar & GoTaxi



To navigate on Waze/Google Maps

Send a message to your customer

Customer's name

Customer's pick-up point

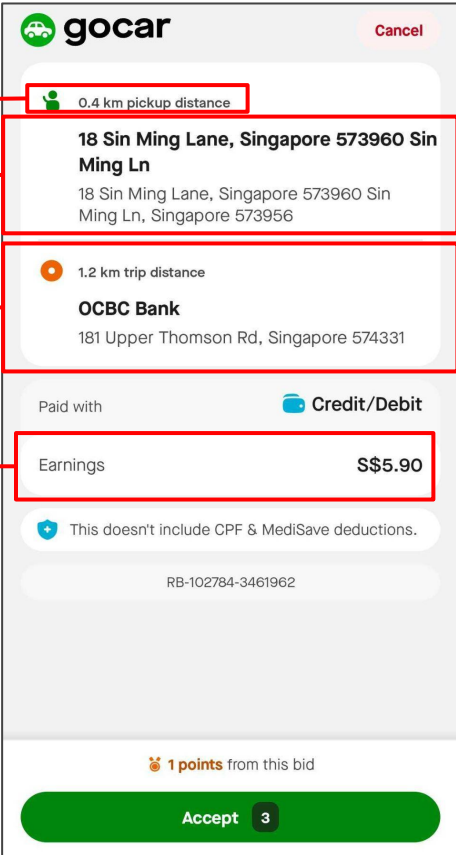
Swipe upon arrival to inform customer that you've arrived at the pick-up point

Accepting an order: Manual Bid

Fares on **GoCar** are **upfront** – what you see on screen is what you'll get.

Fares on **GoTaxi** are **estimated** – the final fare is based on total distance and time travelled, as well as other surcharges.

GoCar bid



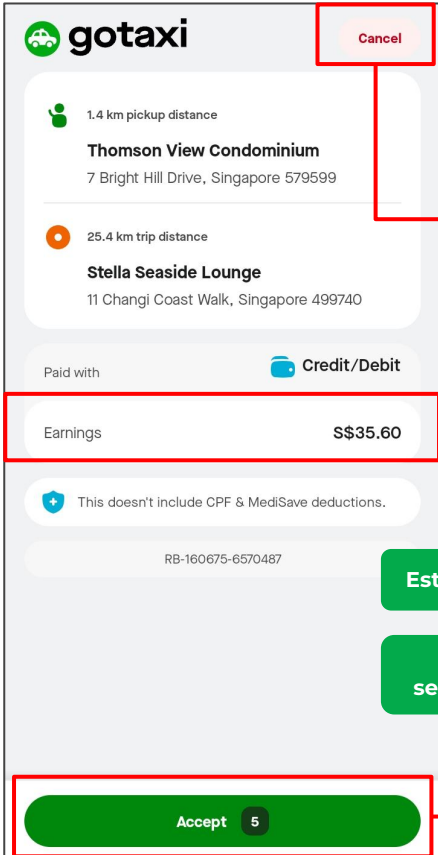
Pick-up distance

Customer's pick-up point

Customer's drop-off point

Earnings

GoTaxi bid



Tap to reject

Estimated earnings

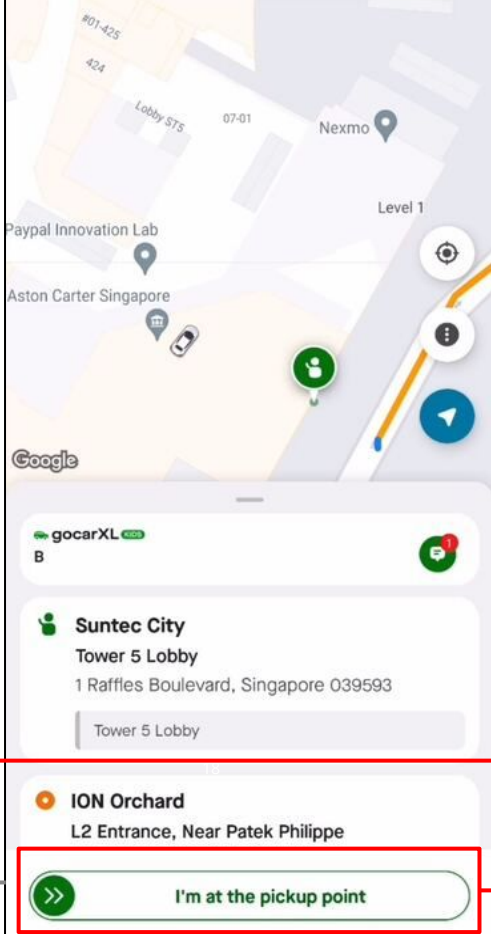
Tap within 10 seconds to accept

Arriving at the pick-up point

Swipe right on **I'm at the pickup point** once you have arrived at the customer's pick-up point.

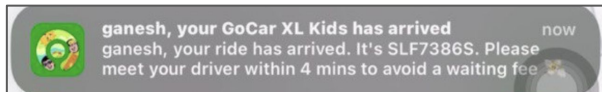
Swipe right once you're at the pick-up point!

For GoCar & GoTaxi



Notification with licence plate

The customer will receive a notification once you swipe right on **I'm at the pickup point**.



Customer app

Picking your customer up

Customers may provide additional information under the notes section.

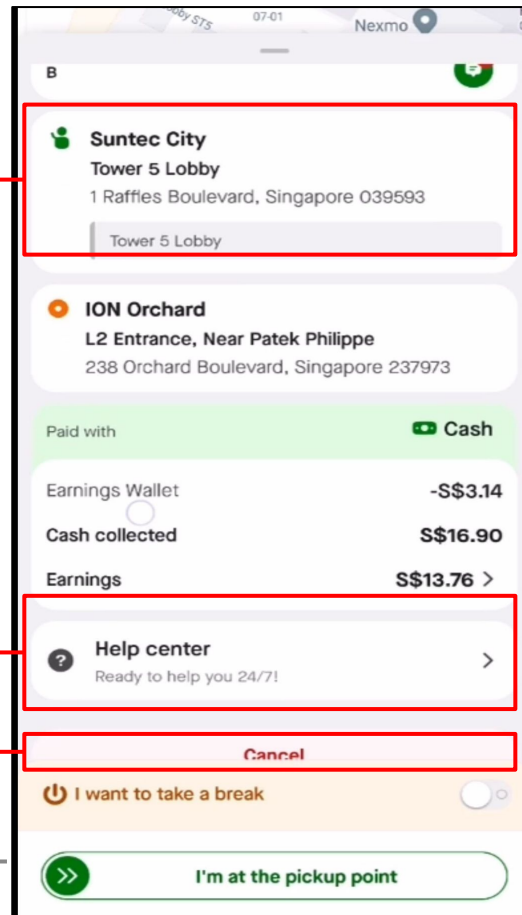
Please keep a lookout for them.

Pick-up notes

Tap for help

Tap to cancel

For GoCar & GoTaxi



Starting your trip

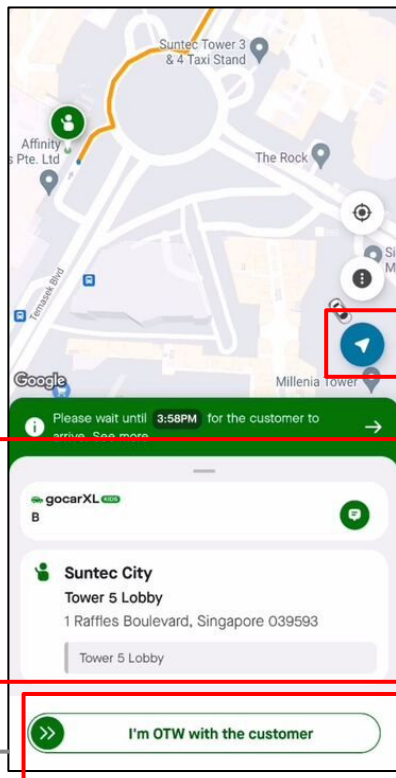
Swipe right on **Pickup Customer** to begin the order.

Tap on the navigation button to choose between **Waze** or **Google Maps** to find directions.

Tap for navigation

Swipe right to begin the order

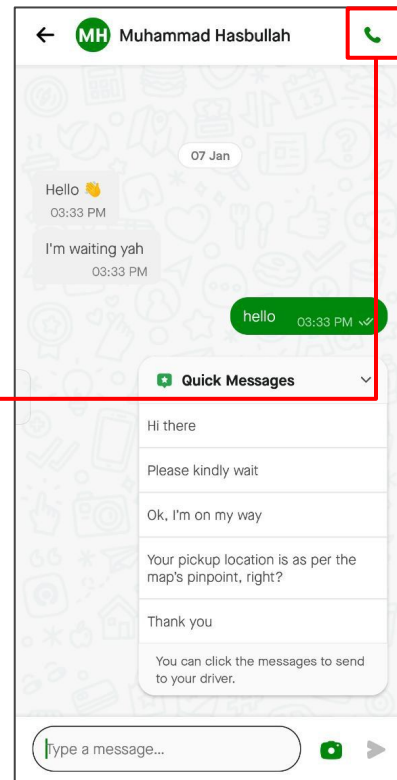
For GoCar & GoTaxi



Contacting your customer

Tap the **speech bubble icon** to message or call your customer.

To call your customer

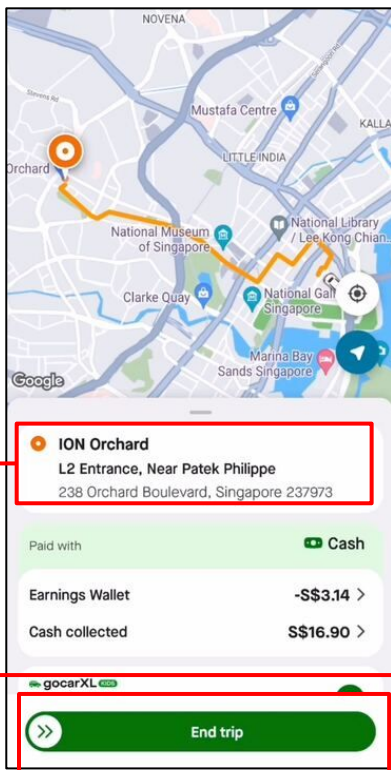


Completing your order

When you've reached the customer's destination, swipe right on the green **End trip** button.

Customer's drop-off point

Swipe right to end the order



Adding extra charges

ERP will be **auto-suggested**.

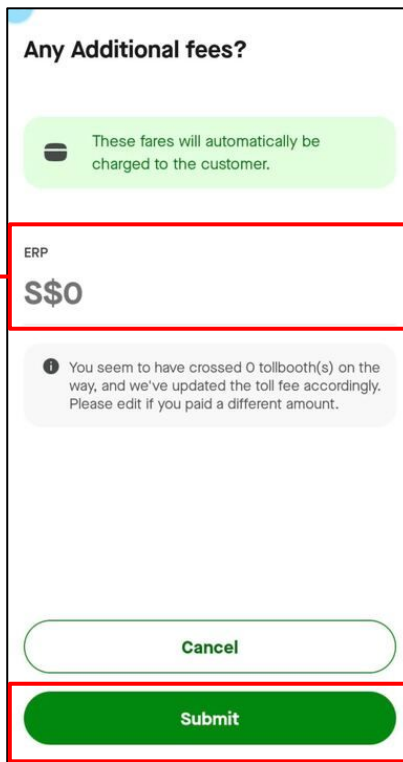
Ensure amount is correct. If amount is incorrect, you can easily amend the amount before clicking "Submit."

Any **Sentosa admission fee** charges incurred during the order should be added here.

Note: Kindly refrain from entering any other unnecessary or unauthorized charges.

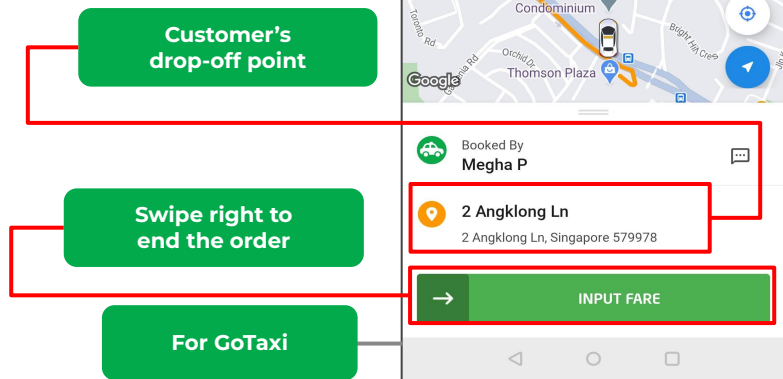
Enter extra charges incurred while on the trip

Once done, tap here



Completing your order (GoTaxi)

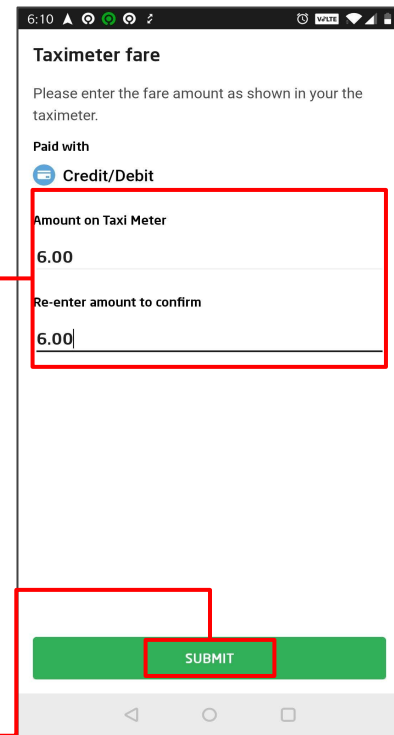
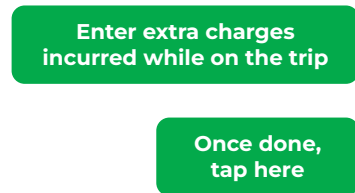
When you've reached the customer's destination, swipe right on the green **Input Fare** button.



Adding metered fares

Unlike GoCar, GoTaxi uses metered fares.

Make sure to **put in the final amount shown on your meter** into the app. This amount must include **all additional charges**, including booking fees, ERP, and tolls.



Tips

Customers can tip drivers during and after the trip.

In-app tipping will be available via cashless methods. Alternatively, your customer may still give you cash tips.

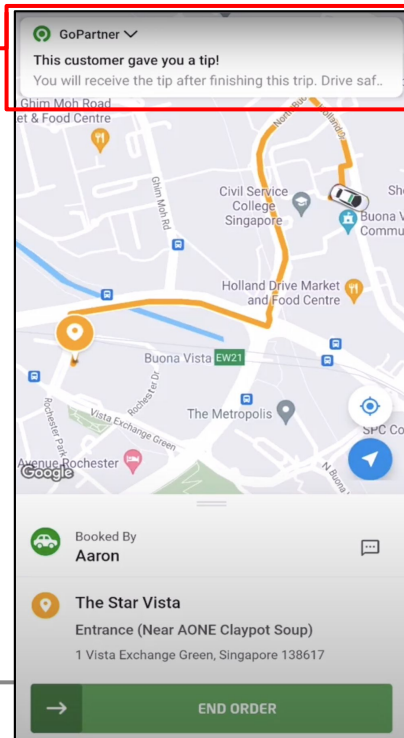
Limit per tip is \$50 SGD and minimum is \$1 SGD, capped at 2 times per trip.

PRO-TIP: strive to go the extra mile – greet the customer, maintain a clean environment, help them with carrying bulky items, and drive safely!

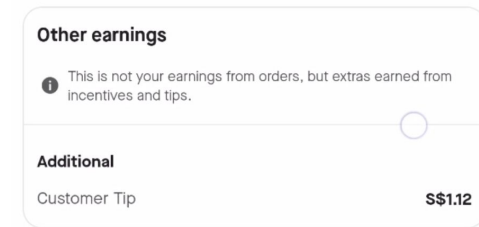
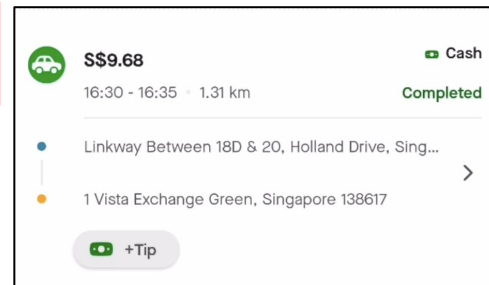
Read more here: gok.sg/driving-tips

You'll get a notification once the customer tips

For GoCar & GoTaxi



Earnings page


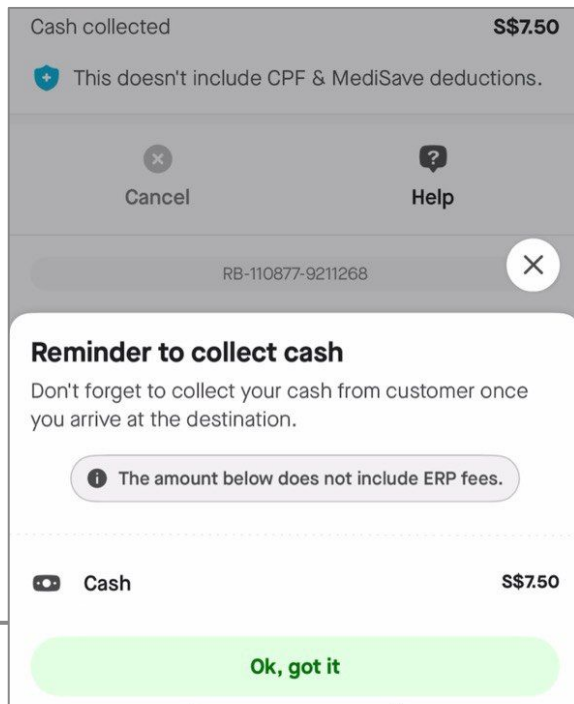


Order details

Cash collection reminder

You will receive cash collection reminders within the Gojek Driver app when you have arrived at the destination.

For GoCar & GoTaxi



This icon will appear at the background during cash trips

Other fees (GoCar & GoTaxi)

Service fee:

GoCar: 10%

GoTaxi: \$0.60

Platform fee: \$1.10 to \$1.70

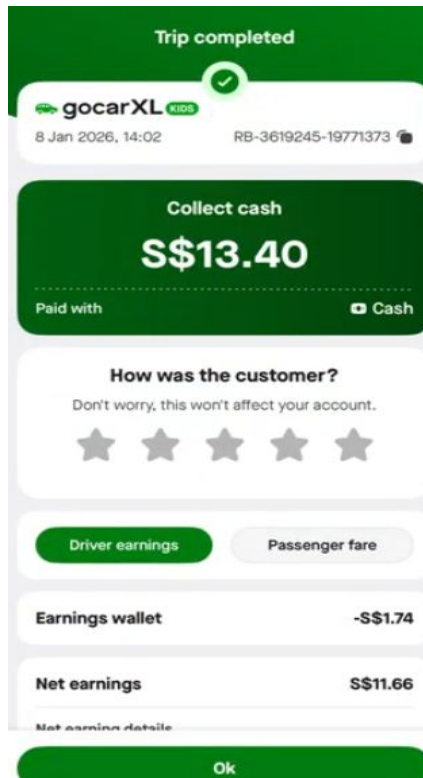
Payment transaction fee: \$0.10–\$0.60

The service fee is what Gojek charges for use of the app. This will be deducted from your Earnings Wallet.

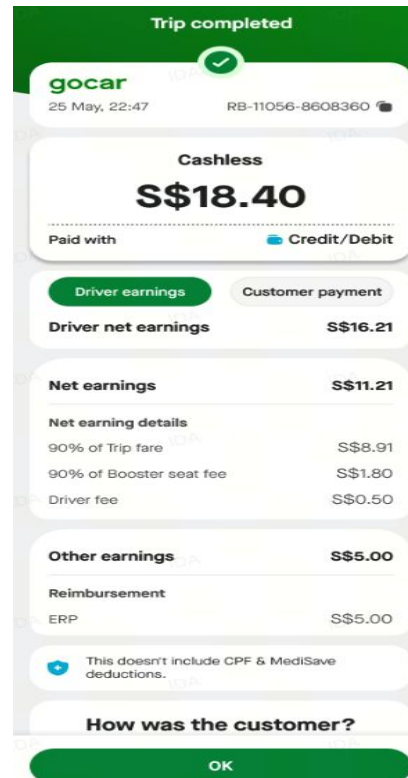
The **platform and payment transaction fees** are paid by **customers** and automatically included. You **won't have to include this** when entering the metered fare onto the app.

If the customer is paying by **cash**, collect only the amount you see on screen.

Cash trip



Cashless trip



Payment details screen (card)

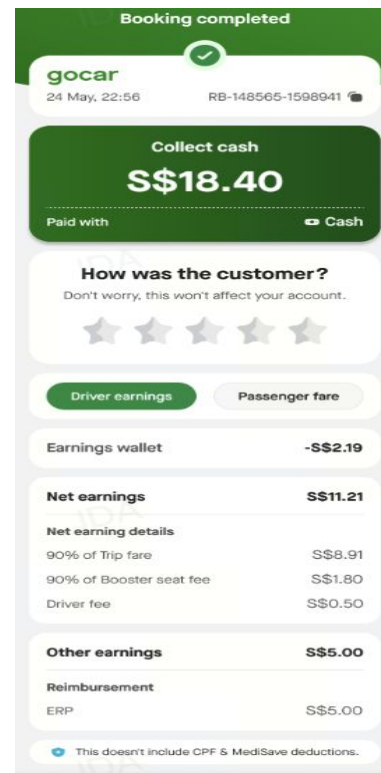
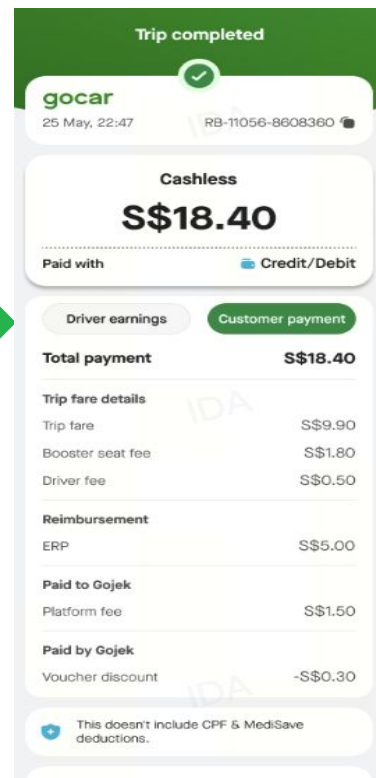
After adding additional charges (if applicable), you will be able to see the payment summary for the order.

To see the breakdown of the fare, tap on **See Payment Details**.

💡 You will be able to toggle between 'Driver Earnings' and 'Customer Payment' to see a detailed fare breakdown..

Select
**See Payment
Details**

For GoCar &
GoTaxi



Collecting your payment

This page will display the amount due for the order. **Collect the fare as shown if your customer is paying in cash** – your Earnings Wallet will then show a deduction (for service fee & other charges).

If the customer pays by card, your Wallet will indicate the amount added after the service-fee deduction. **You do not have to collect anything from a customer paying by card.**

The **Earnings Wallet** will show the breakdown of all other charges as well (i.e. multi-stop fee, waiting fee, etc.).

For GoCar & GoTaxi

Gross fare after toll fees added (collect this amount)

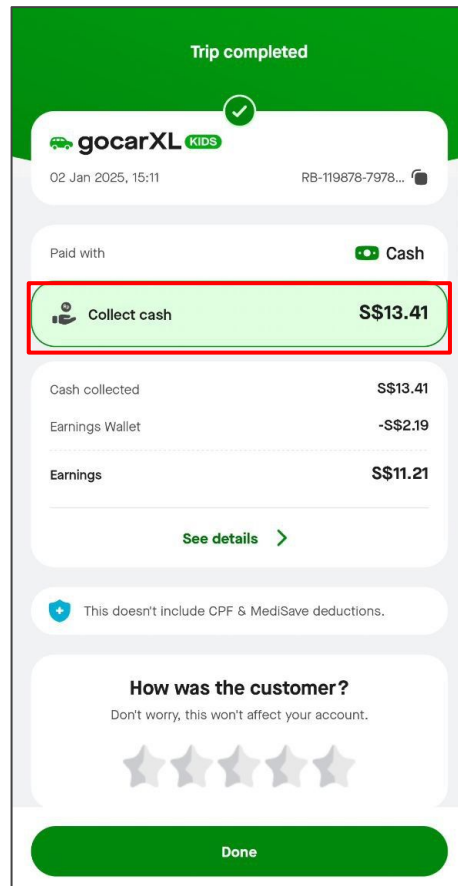
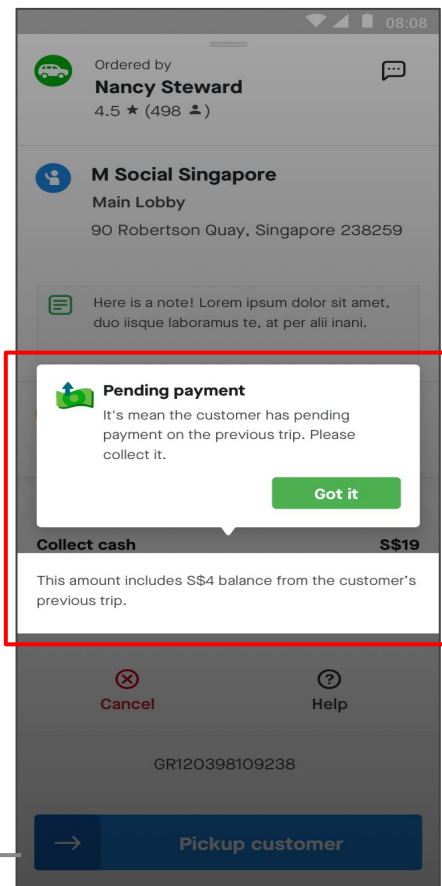
Service fee & other charges deductible from nett fare

Payment Details Screen

Collecting arrears

Some customers will pay more than the current fare due to outstanding fees. If you receive this notification, the same amount will be deducted accordingly from your wallet.

For GoCar & GoTaxi



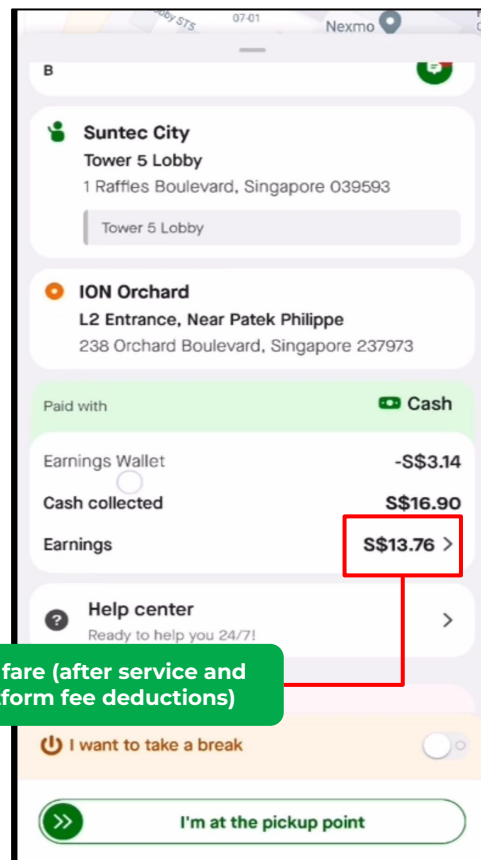
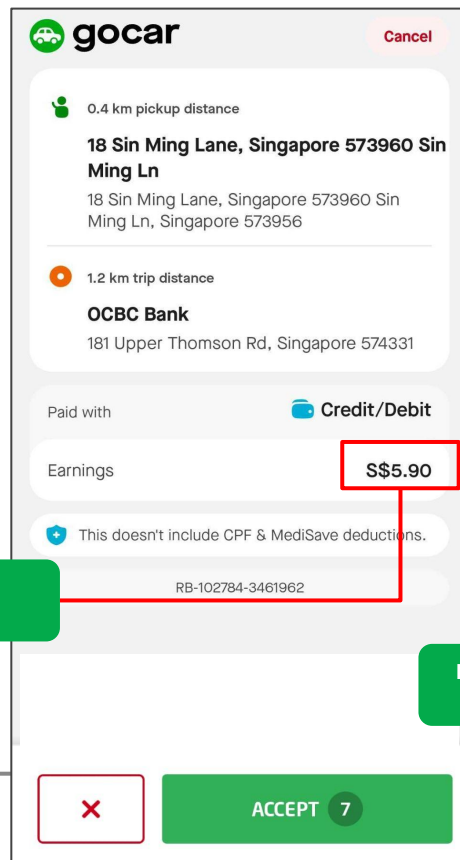
Orders with vouchers used

When customers use vouchers, you will not be able to see the voucher used on the order.

Not to worry! If you are on Manual Bid, the fare you see before accepting the trip will be your earnings..

If you are on Autobid, you can swipe up after the trip has been accepted to see the **nett fare** (after service fee deductions & platform fee).

For more information on platform fees, please click [here](#).



Reference screen: If you're on Manual Bid

App features

Edit destination

Your customers can edit their destinations while on a GoCar ride.

Customers will be charged these fees for using the Edit Destination feature:

GoCar: \$3

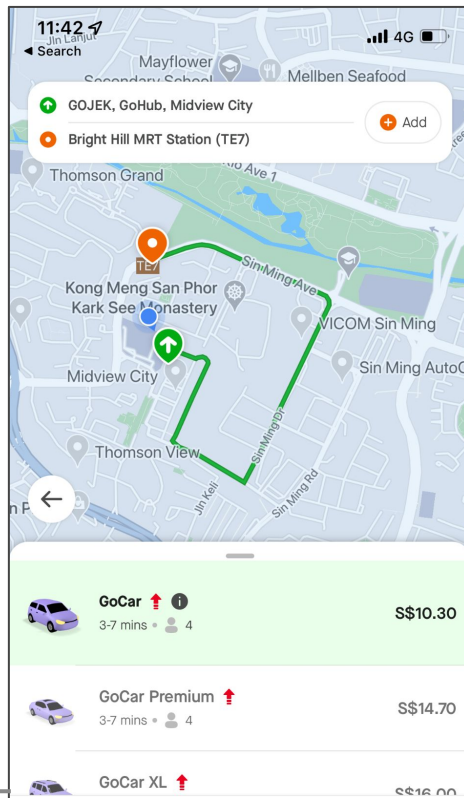
GoCar Premium: \$5

However, if you are driving on **GoTaxi** service type, these features **will not be available**. Not to worry – **you can still bring your customers to multiple destinations** and **your meter will calculate the fares accordingly**.

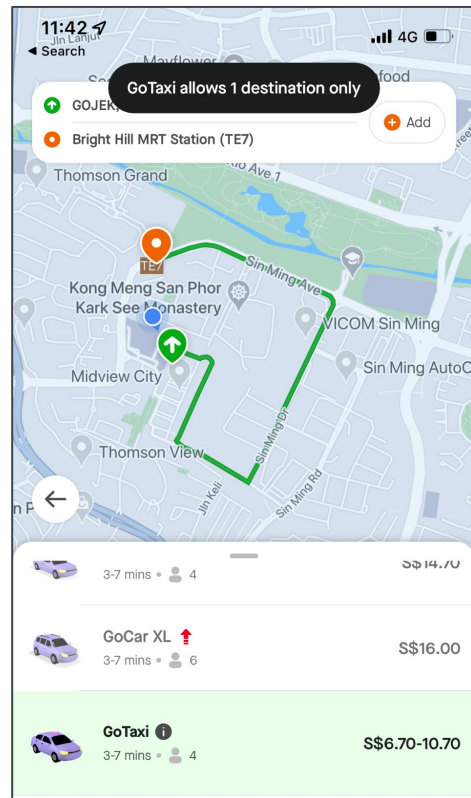
At the end of the trip, all you need to do is **key in the amount as stated on the meter** into the app.

For GoCar & GoTaxi

GoCar order



GoTaxi order



- Customer app

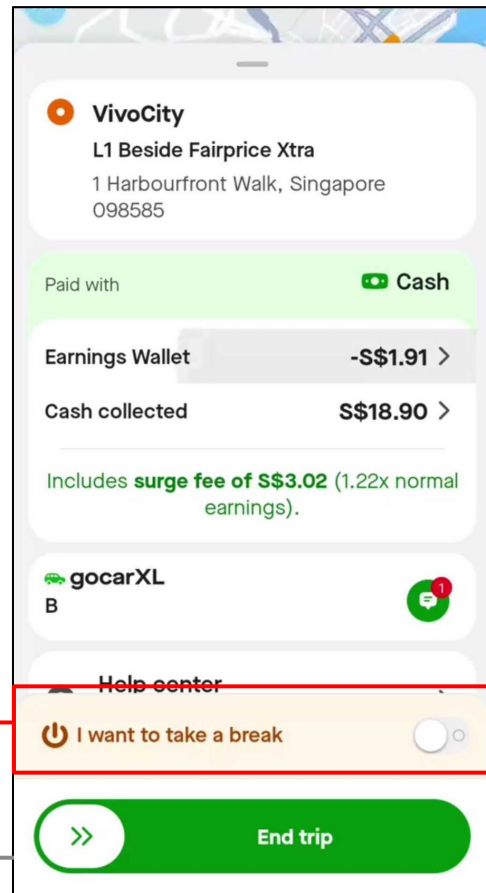
Taking a break after a trip

If you need to take a break, tap on **I want to take a break** while still on the trip.

Remember to go online again once you're ready.

Tap to take a break

For GoCar & GoTaxi



Back-to-back orders

When you are near the drop-off point of your current order, **you may receive another incoming order**.

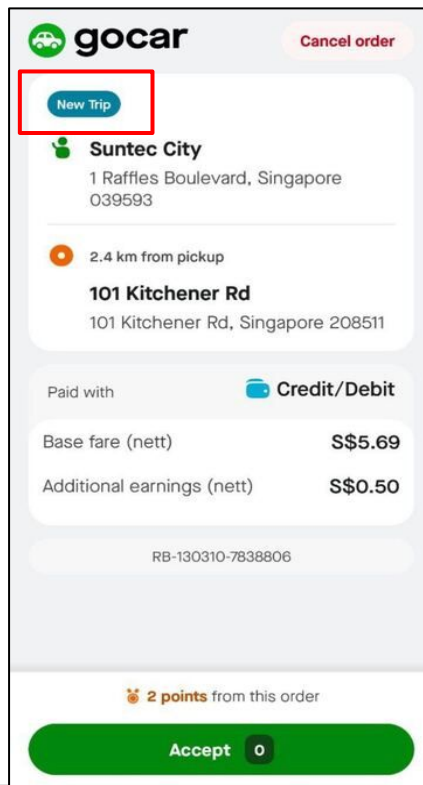
If you choose to accept the order, you will then see the location of the next pick-up point on the map.

Tap on the arrow to send an automated message to let your next customer know that you are on the way beforehand! The call/chat function will be enabled once you have dropped off your current customer.

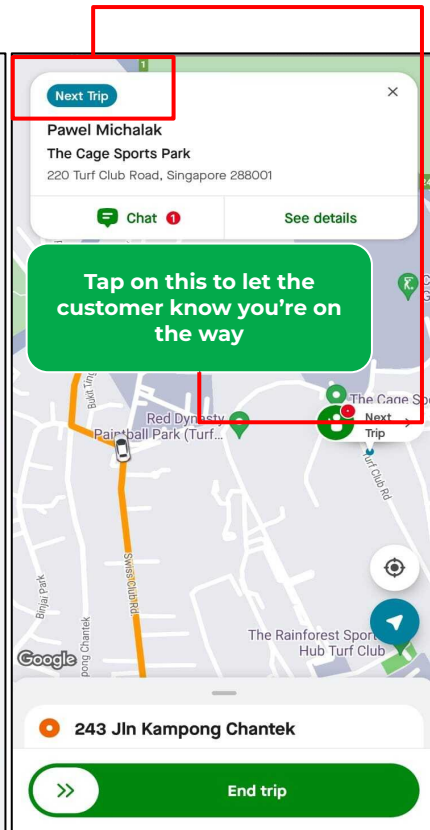
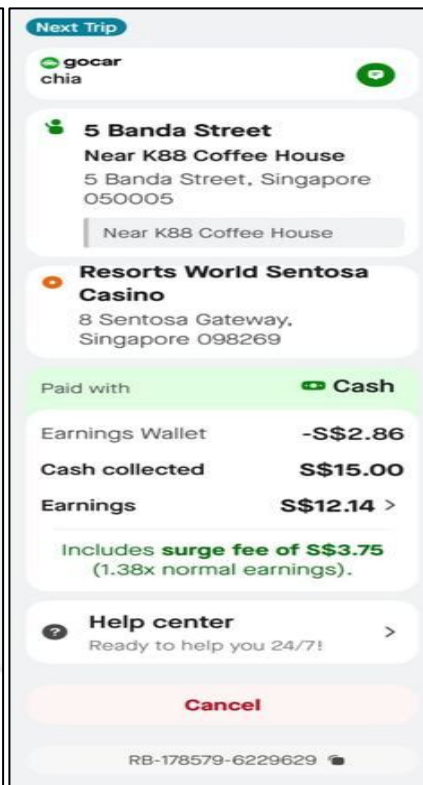
Once you complete your current order, simply head to the next pick-up point.

For GoCar & GoTaxi

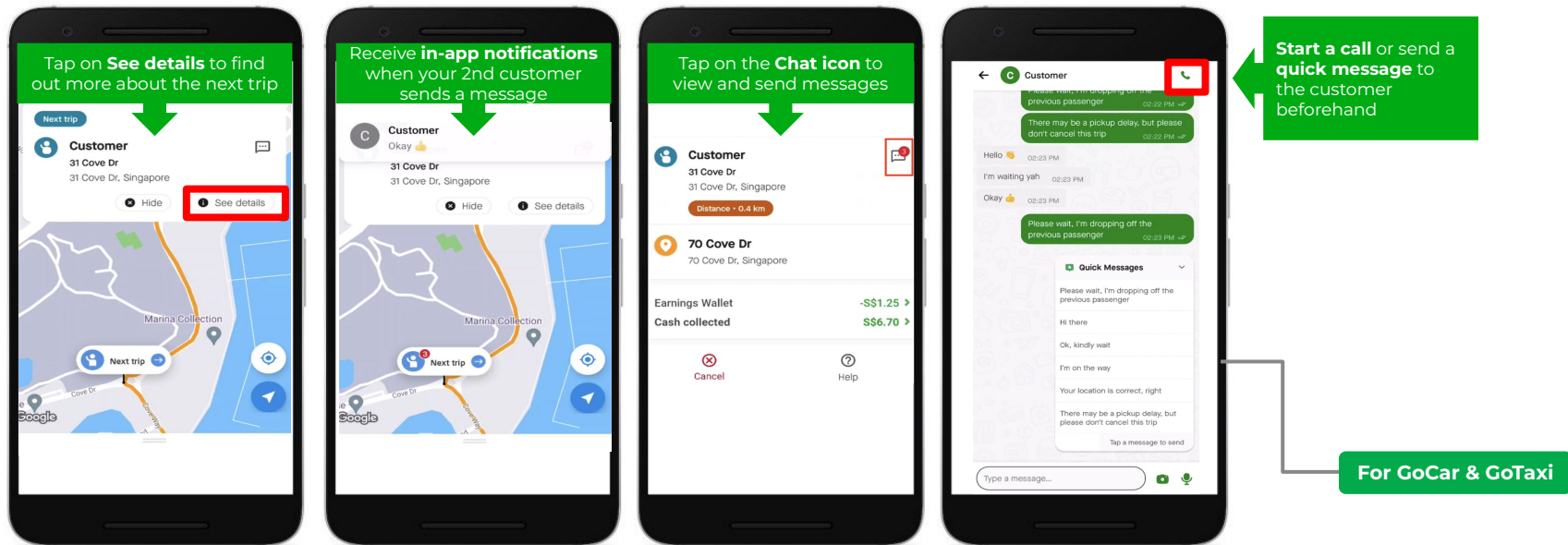
Cashless trip



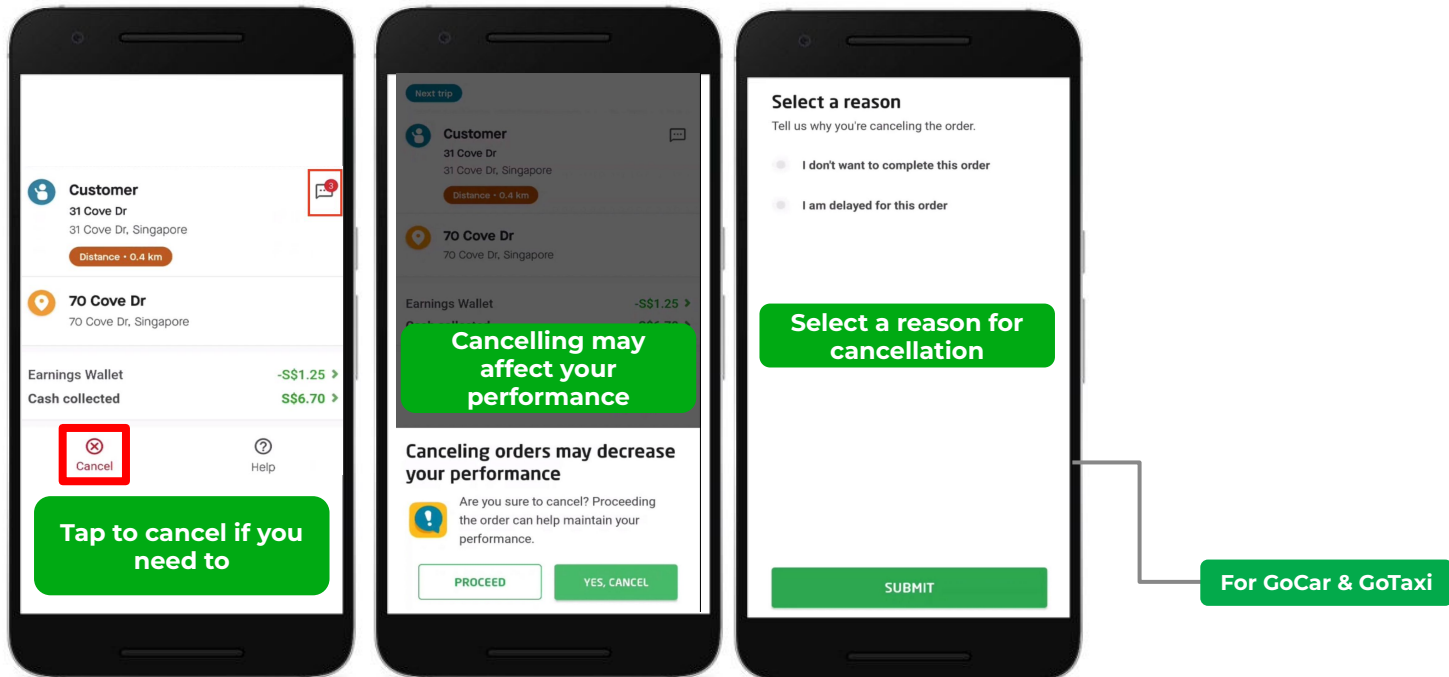
Cash trip



Talking to customers while on back-to-back orders



Back-to-back order cancellation



Multi-destination

You will be able to see if there are any additional stops as soon as you receive an order.

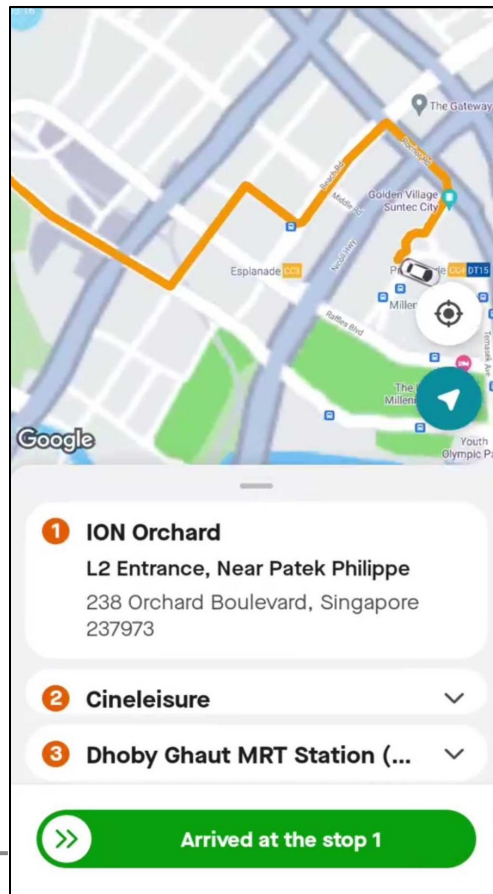
Each extra stop comes with a surcharge of **\$4 (subject to 10% service fee)**, on top of the trip fare that is based on the total distance travelled.

This surcharge is **already included in the total gross fare** shown on your app.

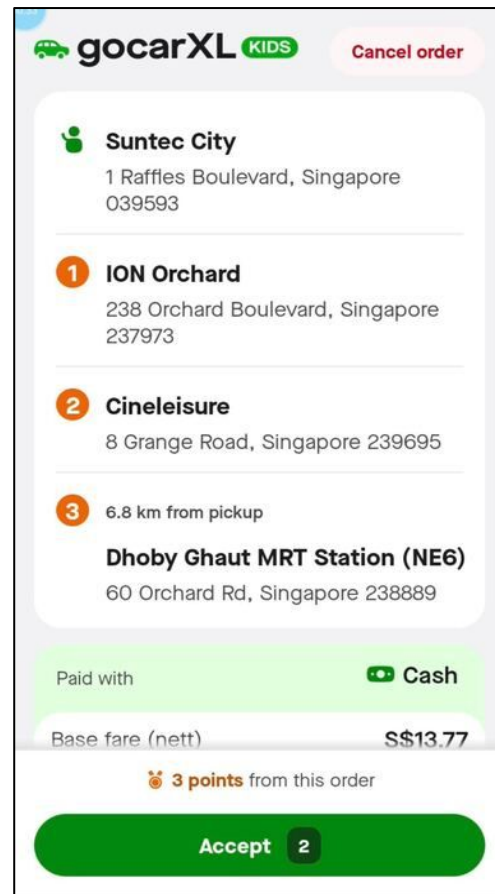
For more information, please refer to gjk.sg/multidestination

For GoCar & GoTaxi

On autobid

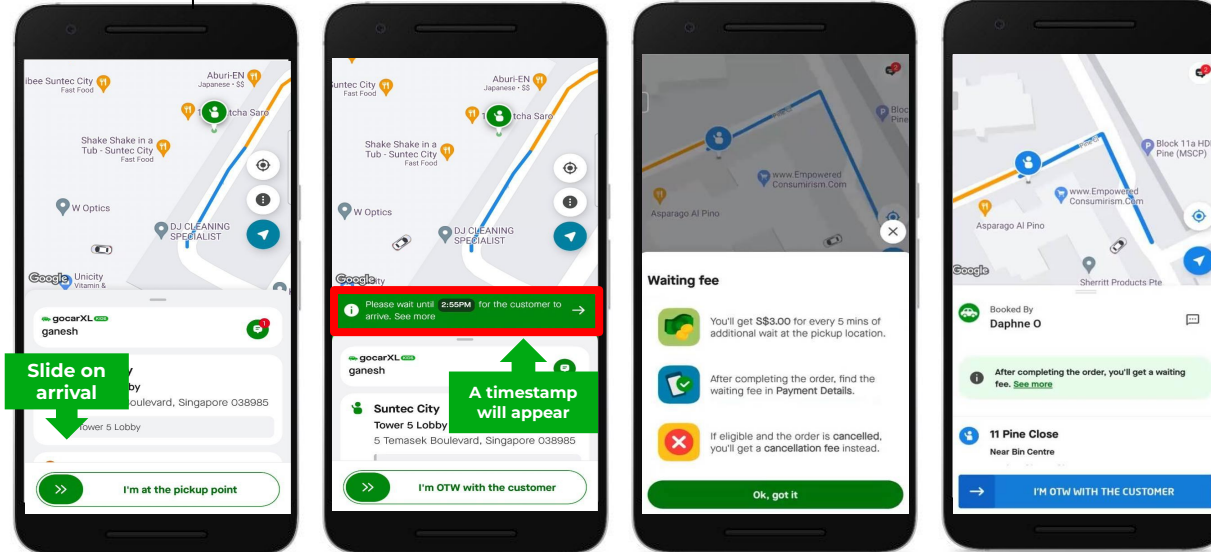


Not on autobid



Waiting fees

For GoCar



You will automatically receive a **\$3 waiting fee** if you are on a GoCar trip:

1. If you've waited for more than 4 minutes for your customer (counted from when you swipe on **I'm at the pickup point**)
2. For every additional 5 minutes of waiting (up to a total of \$9)

IMPORTANT

- Please make sure to swipe on **I'm at the pickup point** only if you are at the pick-up point
- You can only receive either a cancellation fee OR waiting fee
- E.g. if a customer cancels the trip even after you've waited for more than 4 minutes, you will only get the \$4 cancellation fee

If you are on a **GoCar Premium** trip, you will receive:

1. \$3 if you've waited for more than 4 minutes for your customer (counted from when you swipe on **I'm at the pickup point**)
2. \$5 for every additional 5 minutes of waiting – up to a total of \$13

For more information, please refer to gik.sg/waitingfee

Cancellation fee

You will automatically receive a **\$4 cancellation fee**:

1. If a customer cancels the trip after 4 mins from when they are matched to you

Note: Kindly ensure you are heading towards the pick-up point. If you encounter any delays, kindly inform the customers ahead of time to ensure smooth communication.

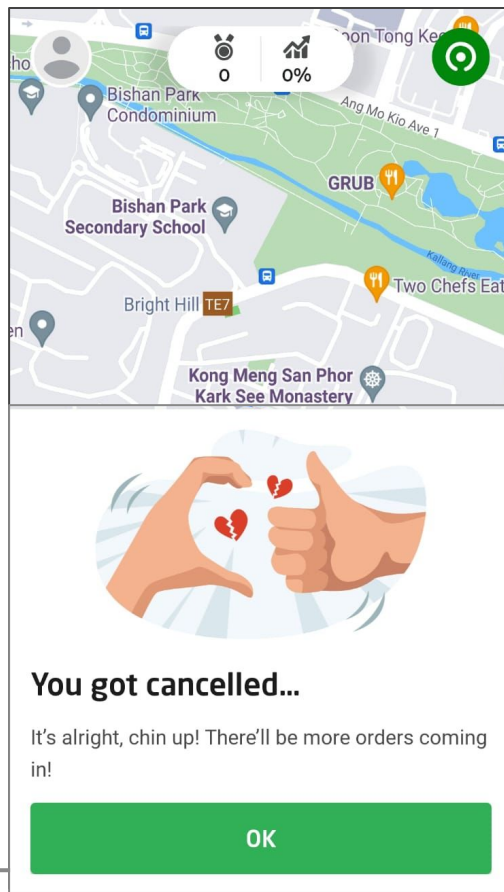
2. If a customer cancels the trip as soon as you arrive at the pick-up location (after you've swiped on **I'M AT THE PICKUP POINT**).





3. If you cancel after arriving and waiting at the pick-up location for more than 4 minutes

A notification stating **You got cancelled** will appear on your app when a customer cancels an order.

For more information, please refer to gjk.sg/cancelation-driver

For GoCar & GoTaxi



Transaction history		
	+\$S\$4.00	14 Aug, 12.37
Cancellation Fee - RB-217526-6178390		
Balance S\$12.01		
	+\$S\$4.00	20 Jul, 08.00
Cancellation Fee - RB-258427-2851345		
Balance S\$8.01		
	+\$S\$4.00	14 Jul, 14.27
Cancellation Fee - RB-260298-0783148		
Balance S\$4.01		
	+\$S\$0.01	21 Aug, 18.25
Initial payment		

How to cancel

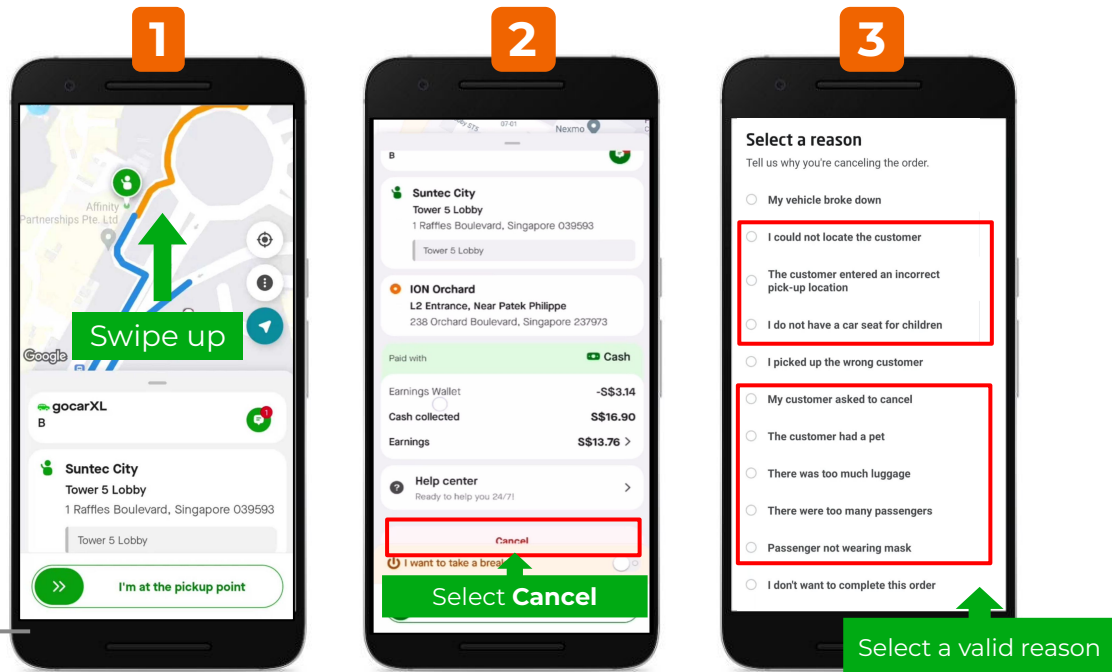
You can request for a cancellation using the following steps:

1. Swipe up on ongoing order screen
2. Tap on the **Cancel** button
3. Select a valid reason from the menu and tap **Submit**

All driver-partners start with 2 impact-free trips in their cancellation quota, and can accumulate up to a maximum of 4 impact-free trips at any time. You will gain 1 impact-free cancellation for every 18 completed trips.

For more information, please refer to ojk.sg/quota

For GoCar & GoTaxi

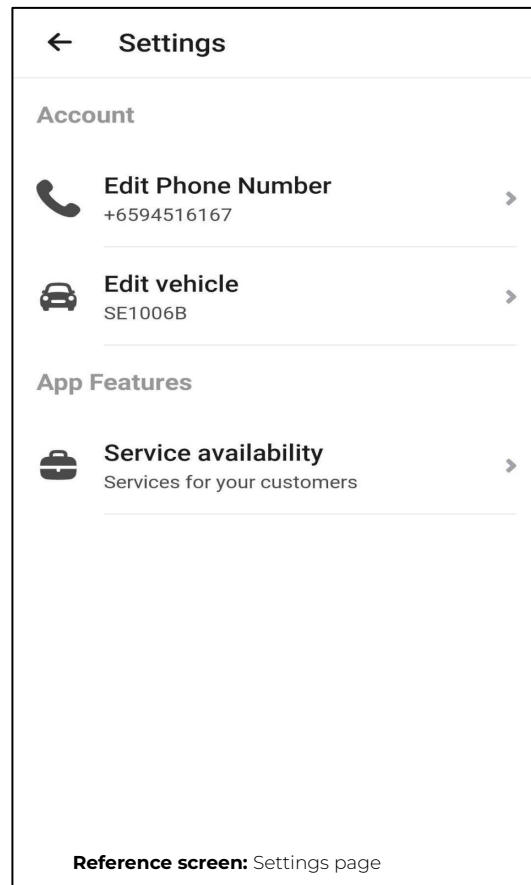
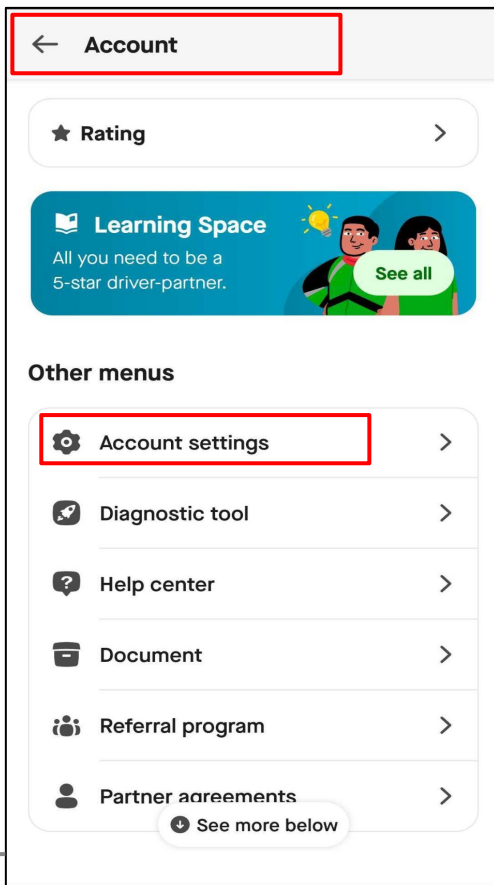


Settings

You can edit your phone number & vehicle information via the app.

Tap your profile photo on the top left of the home screen, then select **Settings**. From there, you will see the options to edit your phone number or your vehicle information.

For GoCar & GoTaxi



Editing your vehicle details

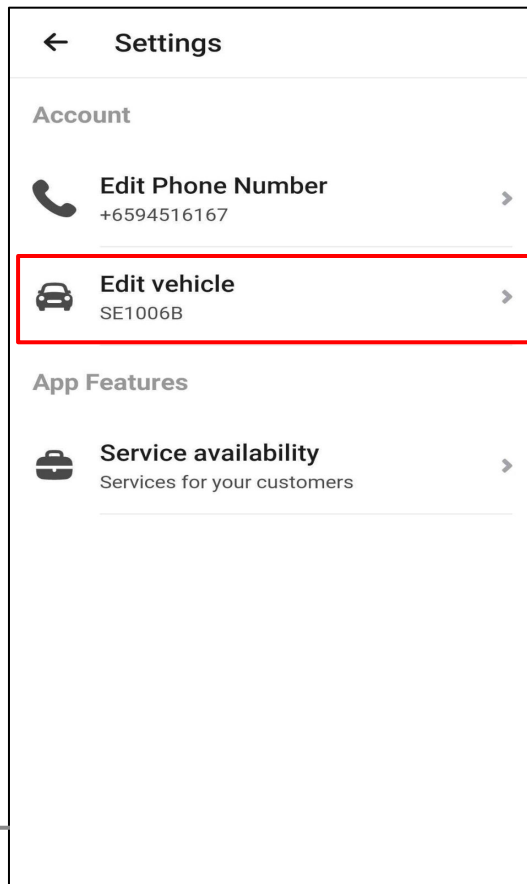
You can now edit your vehicle information on the app by following these steps:

1. Tap on your profile photo
2. Click on **Settings**
3. Select **Edit vehicle** then **Add vehicle**
4. Fill up the fields accordingly

Note: Submission will be approved within **2 hours**.

For more information, please refer to gjk.sg/editvehicle

For GoCar & GoTaxi



Diagnostic tool

You can now give your Gojek Driver app a “check-up” to ensure that your device is running smoothly and optimally. It can check:

1. Your phone's GPS accuracy

- a. To allow location at all times
 - i. Android only - Settings > Apps > Gojek Driver app > Permissions > Location > Allow all the time

2. RAM

3. The strength of your internet connection

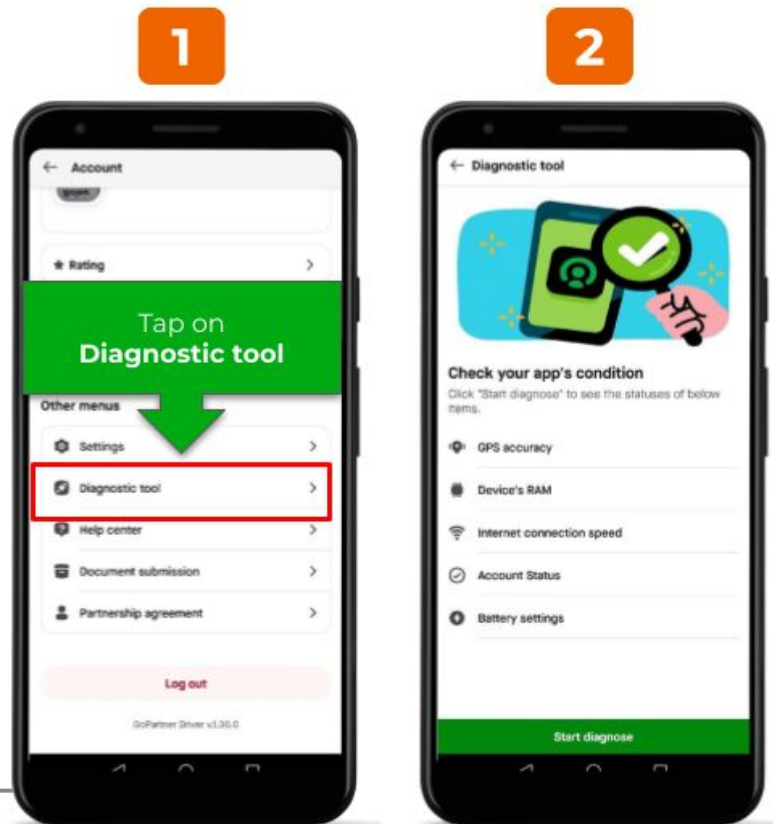
4. Account status

5. Battery settings

- a. Disable "Power Saving" mode
 - i. Settings > Battery > Power Saving > Toggle off

For GoCar & GoTaxi

**Available on Android only*

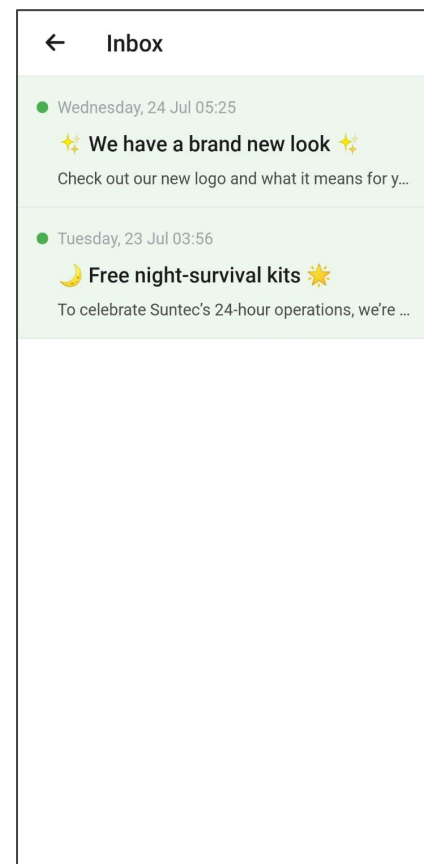
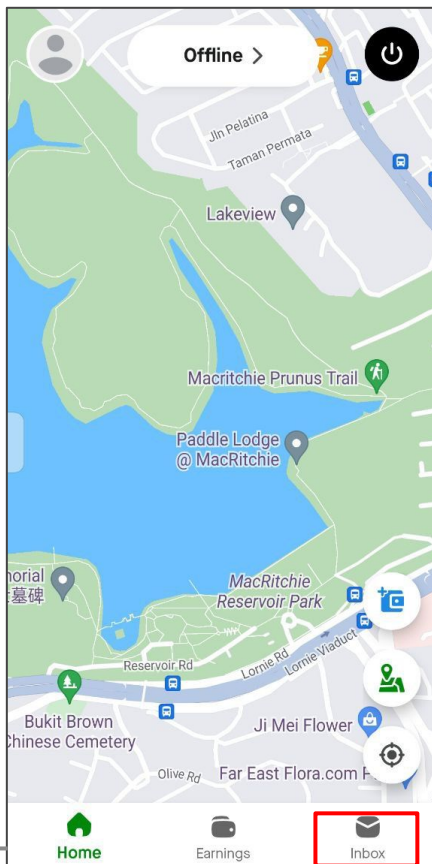


Inbox messages

Read the latest news from Gojek via the in-app inbox.

Tap the **Inbox** icon at the bottom of the home screen.

For GoCar & GoTaxi



App menu

Earnings Wallet

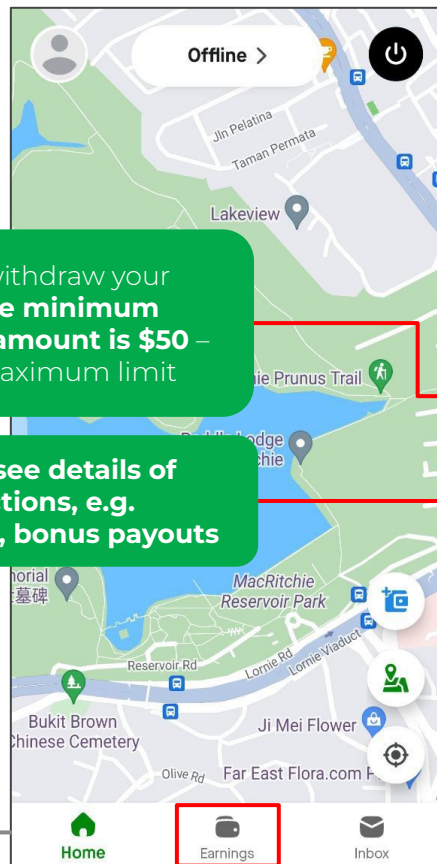
Want to check the amount in your Earnings Wallet? Here's how you can do it:

Tap the **earnings** icon on the bottom of the home screen, then select **Withdraw to bank**.

For GoCar & GoTaxi

Tap here to withdraw your earnings – **the minimum withdrawal amount is \$50** – there is no maximum limit

Tap here to see details of your transactions, e.g. withdrawals, bonus payouts



Earnings

Income summary

Daily

Weekly

\$S\$0.00

Today's net earnings

0 trip completed

See details

Balance

\$S\$6.95

Withdraw to bank

Transaction history

Additional earnings

Shift

Incentives

Order history

Home

Earnings

Inbox

CPF/Medisave contribution

Medisave - **Mandatory** for **ALL** driver-partners




CPF contribution - **Mandatory** for driver-partners who are born **on or after 1 Jan, 1995**

On every trip or transaction (e.g. incentives or tips), the maximum CPF contribution rate for the driver-partner's age group will be **temporarily withheld**.

Any excess amount will then be refunded to driver-partners' wallet by the **14th of every month**.



If a driver-partner does not opt in, it will be **mandatory** for him/her to make **CPF MediSave contributions**, but will not receive the platform operator's share of CPF contributions.

Cash trip

← Transaction history		
	S\$4.00	Today at 4:47PM
Cancellation Fee - RB-174633-7901850		
Balance: S\$48.95		
	S\$0.62	Today at 3:28PM
CPF or MediSave Contribution (temporarily withheld) RB-193896-6340237		
Balance: S\$44.95		
	S\$0.80	Today at 3:27PM
GoCar XL Kids 2 orchard turn singapore 238801 RB-193896-6340237		
Balance: S\$45.57		

Amount temporary withheld for CPF/Medisave contribution

Cashless trip

← Transaction history		
	S\$0.39	Today at 4:42PM
CPF or MediSave Contribution (temporarily withheld) RB-129401-6593954		
Balance: S\$7.76		
	S\$9.23	Today at 4:41PM
GoCar Flash 470 North Bridge Road, Singapore 188735 RB-129401-6593954		
Balance: S\$8.15		

Refer to gik.sg/cpf for more information on CPF contributions.

Transaction history

Here's how you can check the transactions on your Earnings Wallet:

Red - Debit transactions (-)




Green - Credit transactions (+)

Your transactions will be marked as **GoCar** or **GoTaxi** depending on the trip.

Credit transactions include incentives and credit trips where service fees have already been deducted.

Debit transactions usually come from the service fees taken away from your cash trips.

Cash trip

Transaction history		
 \$S\$4.00		Today at 4:47PM
Cancellation Fee - RB-174633-7901850		
Balance: \$S\$48.95		
 \$S\$0.62		Today at 3:28PM
CPF or MediSave Contribution (temporarily withheld) RB-193896-6340237		
Balance: \$S\$44.95		
 \$S\$0.80		Today at 3:27PM
GoCar XL Kids 2 orchard turn singapore 238801 RB-193896-6340237		
Balance: \$S\$45.57		

Amount temporary withheld for CPF/Medisave contribution



This amount has been credited to your Earnings Wallet

This amount has been debited from your Earnings Wallet

Deduction of service fee + platform fee

This is the date and time of the ride

Cashless trip

Transaction history		
 \$S\$0.39		Today at 4:42PM
CPF or MediSave Contribution (temporarily withheld) RB-129401-6593954		
Balance: \$S\$776		
 \$S\$9.23		Today at 4:41PM
GoCar Flash 470 North Bridge Road, Singapore 188735 RB-129401-6593954		
Balance: \$S\$8.15		

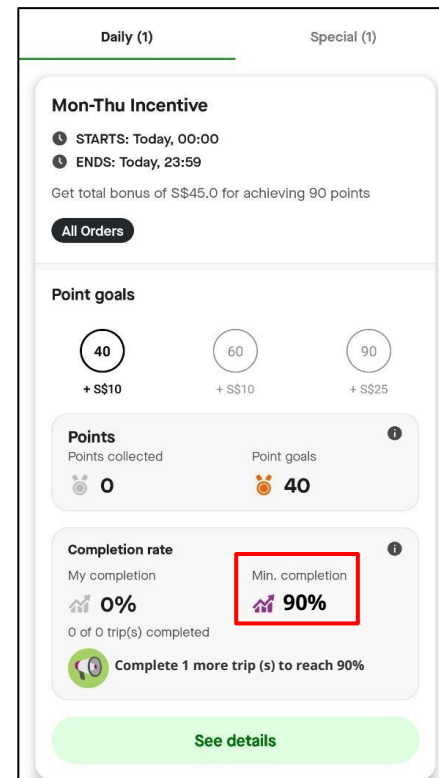
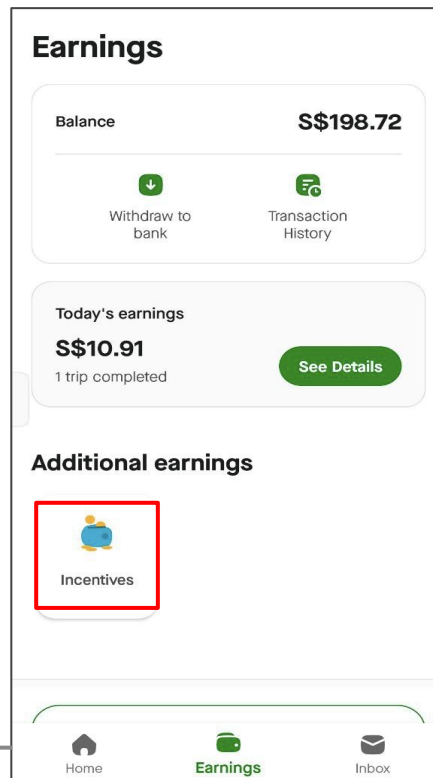
Incentives

To find out the incentives for the day, tap on the **Earnings** icon and select **Incentives** from the menu.

To qualify, you must achieve a **90% completion rate** and **70% acceptance rate**.

These requirements are in place to improve the reliability of Gojek rides for customers. You still can enjoy **flexibility** in choosing trips based on your preference.

For GoCar & GoTaxi

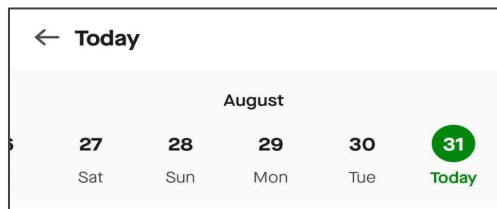


Refer to gjk.sg/incentive for more information.

Earnings

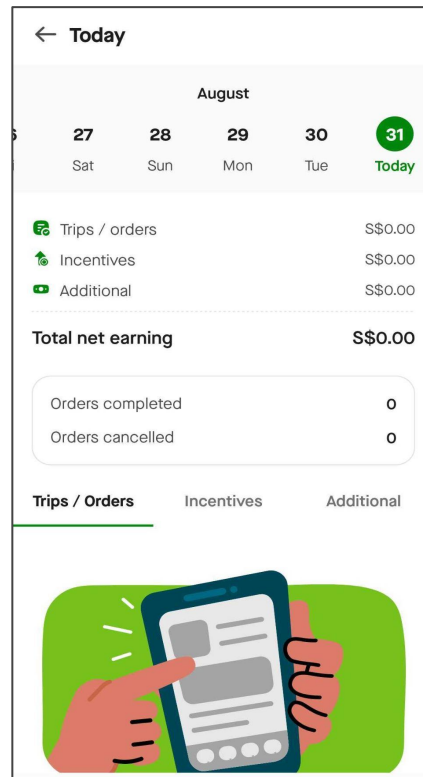
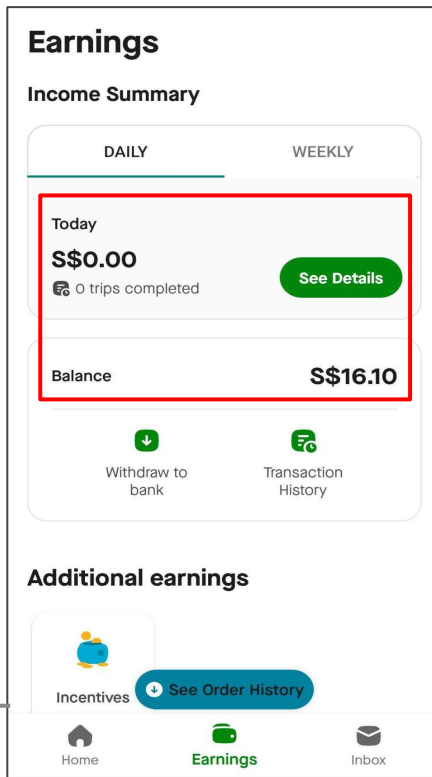
To check your earnings, tap the **Earnings** page at the bottom of the home screen, then select **See Details**.

Your earnings will reset at 1AM daily.



Click on the **calendar icon** to see up to **7 days of earnings summary**

For GoCar & GoTaxi



Order history

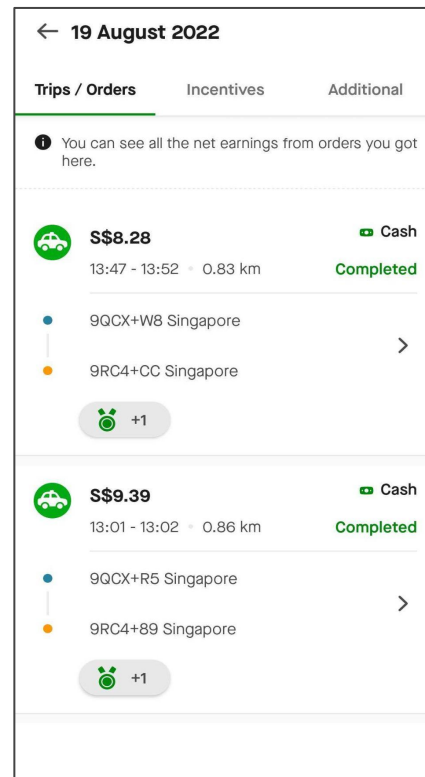
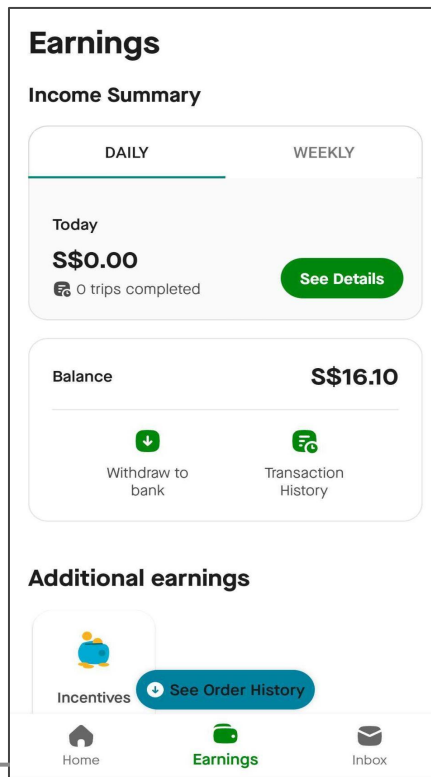
Here's how you can check the history of your completed / cancelled orders.

Tap the **Earnings** icon on the bottom of the home screen, then select **Order History**.

You can also take note of **order numbers** through this order history when emailing Gojek for trip-related support.

(Note: You can only see up to the last 30 days of your order history.)

For GoCar & Gotaxi



Ratings

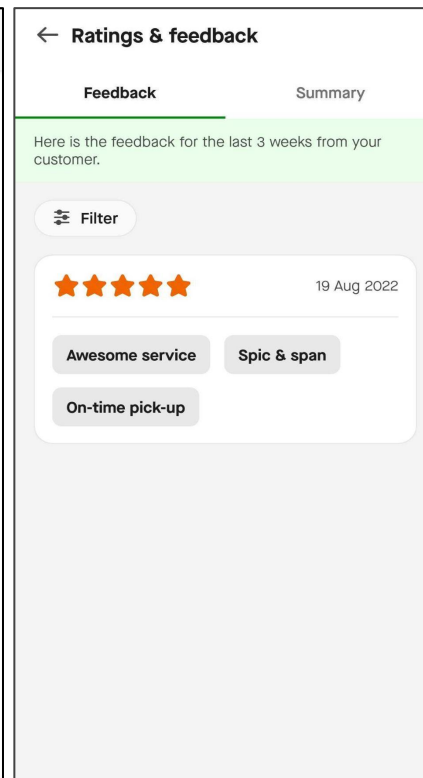
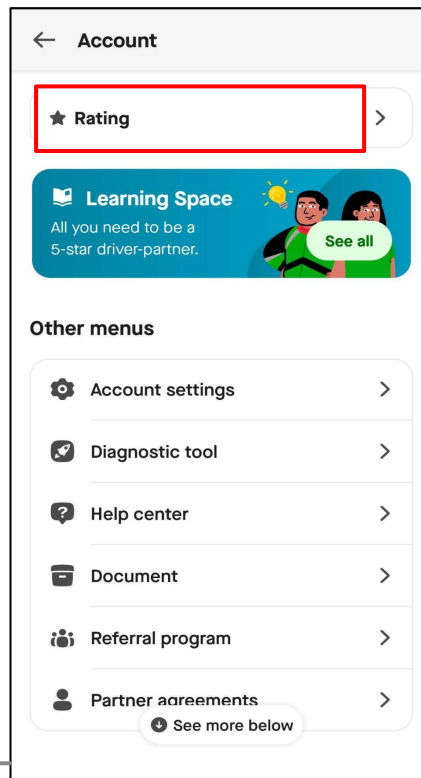
To check your ratings / feedback given by the customers, **tap your profile photo** on the top left of the home screen, then select **Ratings**.

Your customers will rate their trips between 1 to 5 stars, with 5 being the best. This rating helps us maintain quality customer experience.

Your rating is calculated based on the average of your **last 150 rated orders in the past 2 months**, or from the **total number of orders** you've taken if less than 150.

Note: Ratings / Feedbacks cannot be removed

For GoCar & Gotaxi



Need help?

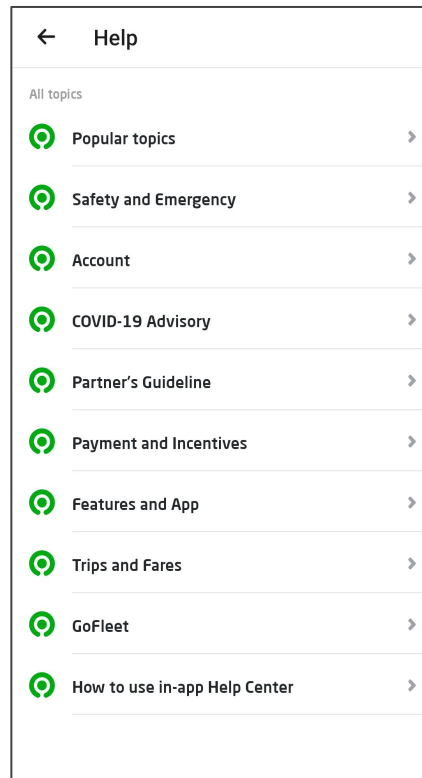
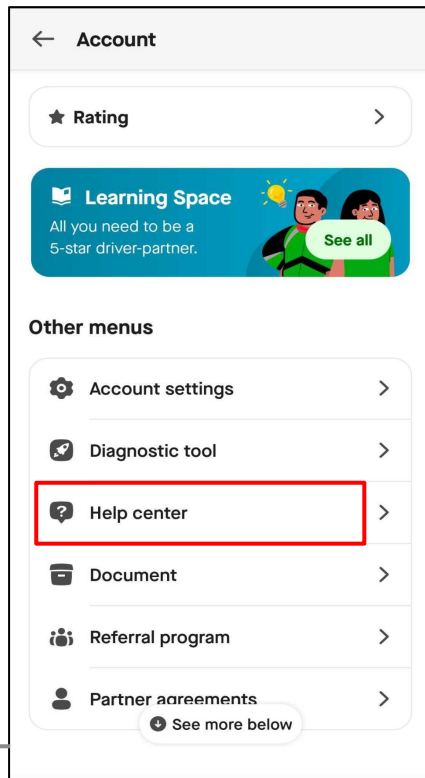
The **Help** option is the best way to find FAQs and get in touch with us.

For more information, please refer to gjk.sg/selfhelp

You can also contact Gojek through our email.

Email: drivercare.sg@gojek.com

For GoCar & Gotaxi

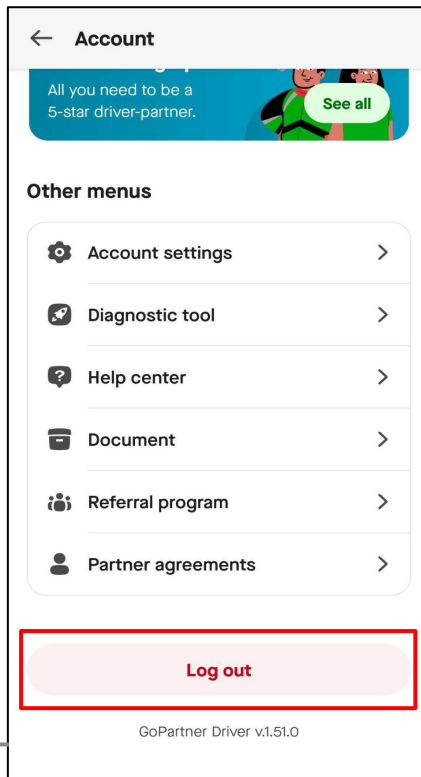


Sign out

Tap on **LOG OUT** to sign out of your account.

(Note: To fully sign out of your account, select **LOG OUT** on the sign out page.)

For GoCar & Gotaxi



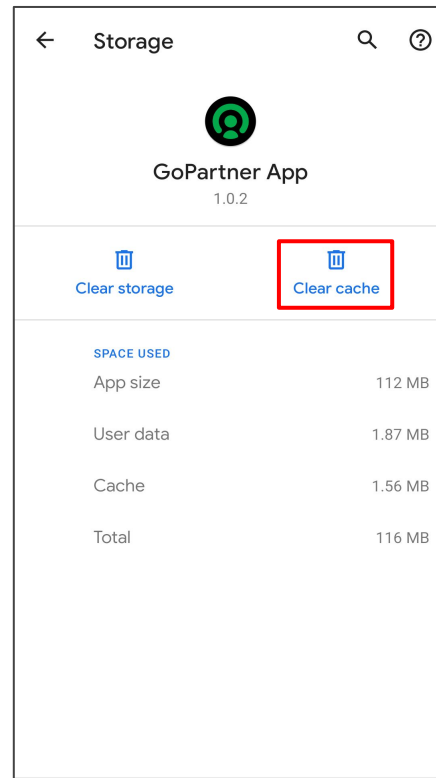
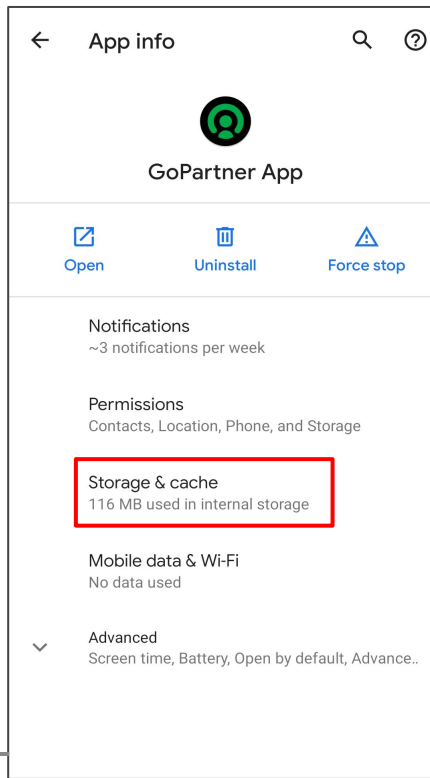
Select this if you are changing your device



Basic troubleshooting (For Android user)

1. **Log out** of your Gojek Driver app
2. On your phone, go to **Settings**
3. Tap on **Apps**
4. Tap on the **Gojek Driver** app
5. Tap on **Storage**
6. Tap on **Clear cache**
7. Tap on **Playstore**
8. Search for **Gojek Driver**
9. **Uninstall and reinstall**
10. **Restart** your phone
11. **Log in** to the Gojek Driver app again

For GoCar and Gotaxi

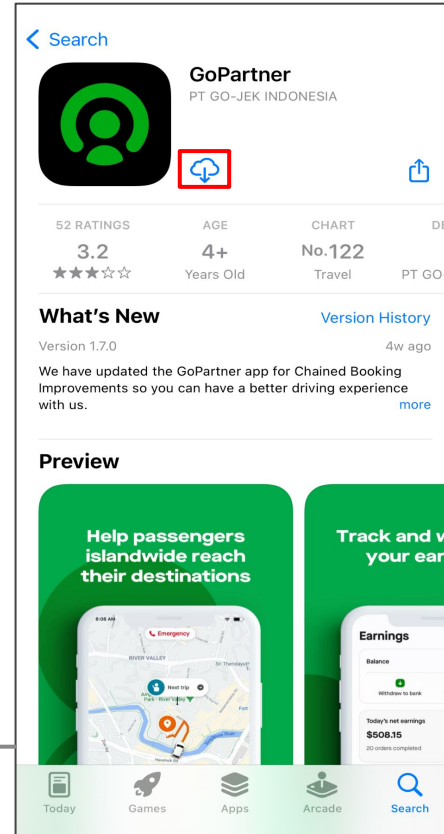


Basic troubleshooting (For iOS user)

1. **Uninstall** your Gojek Driver app
2. On your phone, go to **App Store**
3. Search for **Gojek Driver**
4. Tap on the **Cloud logo** to install the app
5. **Log in** to the Gojek Driver app again

Note: GoTaxi is not available on iOS.

For GoCar



New Driver Incentives



**NEW DRIVER
INCENTIVES** ⁺ UP TO **\$1,000**

Qualify for any trip target to earn extra bonuses!

Valid for your first 28 days with Gojek

Trips target	BONUS			
	Week 1 (Day 1-7)	Week 2 (Day 8-14)	Week 3 (Day 15-21)	Week 4 (Day 22-28)
25 Trips	\$75	\$75	\$75	\$75
75 Trips	\$150	\$150	\$150	\$150
125 Trips	\$250	\$250	\$250	\$250

Earn incentives from just 25 trips weekly!

💰 From Nov 2025, new drivers enjoy **BONUS incentives of up to \$1,000** over their first 28 days after onboarding!

Quick Start Bonus: Earn **\$3 extra/trip** with just 25 trips weekly (Total: \$75)

Complete **75 trips** in a week: **\$150**

Complete **125 trips** in a week: **\$250**

Hit the **125 trips** for all 4 weeks to get the full **\$1,000!**

Maintain 70% acceptance rate and 90% completion rate to qualify.

🔥 Pro-tips for new drivers

- New driver incentives are stackable with daily incentives, Monthly Loyalty Rewards and other bonus incentives!
- Hit **150 trips weekly** to easily **upgrade to Pro tier in your third month** and enjoy service fee rebates! Learn more: gjk.sg/ndi

Trial: new trip incentives

New trip incentives

Incentive trial period:

- **Date:** 11–24 August 2025 (Daily)
- **Time:** 5:00PM–7:59PM

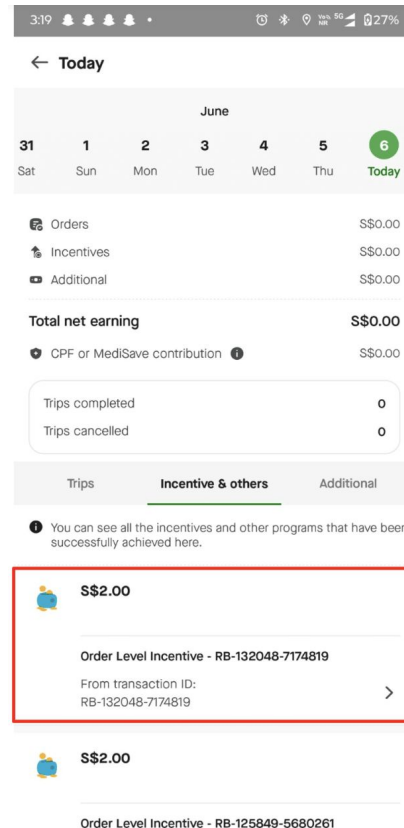
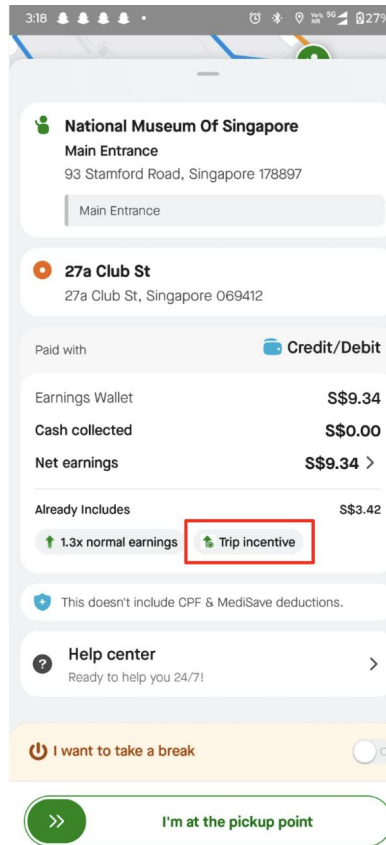
Incentive details:

- \$2 bonus per eligible trip
- No minimum trip targets required
- No acceptance rate or completion rate requirements
- Bonus is **on top of existing incentives***

All GoCar services are eligible for the incentive, except GoTaxi

Note: In this trial, we aim to reward all driver-partners fairly for their efforts based on the dynamic conditions of driving that takes into consideration factors such as pick-up distance, trip duration, driver availability and overall trip demand.

This means that each trip incentive will only be awarded if it meets the criteria based on the above mentioned factors during the incentive period. Some trips will not have any incentive applied if it does not meet the dynamic criteria. You will be able to identify which trip has incentives in the manual bid screen, on-trip screen, as well as in your earnings summary screen post-trip for both Android and iOS devices.




Refer to ajk.sg/dpgotripincentive for more information on Trips Incentive

Goal Better tier qualification/ requalification

GoalBetter tier qualification/requalification

Qualification criteria (per three months)

	 Classic	 Premium	 Pro	 Elite
Trips required	No requirement	400	1,000	1,600 <small>for current Elite members</small> *1,700 for members of other tiers
Ratings required		4.5	4.6	4.7

Tier qualification

- All drivers qualify for the GoalBetter program and are segmented into four tiers: Classic, Premium, Pro, and Elite.
- These tiers are determined by drivers' total trips and average ratings in a 3-month period.
- Driver-partners will need to meet the following requirements above tier qualification.

**Subject to change at Gojek's discretion.*

Fuel benefits with GoalBetter

Up to 32% immediate fuel discounts with the Gojek Esso Fuel Card



All Gojek driver-partners can enjoy **upfront** Esso discounts of up to **32%*** with monthly Esso fuel eVouchers (worth **\$60**), when you drive with Gojek.

***22% upfront with Esso fuel card + up to 10% with eVouchers.**

New drivers will be mailed a physical **Gojek Esso Fuel Card** (on the left) within 2-3 weeks of onboarding with Gojek. *Be sure to check that there's the "GOJEK" name on the bottom left.*

Note: Newly onboarded driver-partners after the 15th of the month may only receive the eVouchers in the following month.

If you have not received your Gojek Esso Fuel Card within 2-3 weeks, please contact Abecha at custcare_bc@abecha.com.

Learn more: gjk.sg/fuel

Save up to 37% on fuel with your Gojek Esso Fuel Card

Gross fuel spend	\$80
22% discount	-\$17.60
<small>FROM 1 DEC'25</small>	
Up to 10% off with \$60 fuel eVouchers*	-\$6
<small>ELITE ONLY</small>	
5% weekly rebates**	-\$4
OR	OR
<small>PRO ONLY</small>	
3% weekly rebates**	-\$2.40
Effective fuel spend:	\$52.40
	\$54.00

Total maximum savings: \$27.60

Stack more vouchers*** with every \$60 in the same transaction

T&Cs apply.
*Minimum \$60 gross spend per transaction.
**Minimum weekly trip requirements apply, capped at \$450 gross spend weekly.
***Vouchers of the same denomination can be stacked, e.g. 2x \$6 off with min \$120 gross spend

gjk.sg/fuel

Use \$60 monthly eVouchers for more savings

All active Gojek Esso Fuel Card users will receive **\$60 in Esso eVouchers (10 x \$3 and 5 x \$6)** at the start of every month, so you can save up to 10% on fuel!

There is no limit to the number of eVouchers that can be redeemed in a single transaction, as long as they are of the same denomination and meet the minimum spend requirement for each voucher.

- If you have registered your card on the Esso App, your eVouchers will appear as QR codes in the 'Rewards' tab of the Esso App on the 1st working day of each month from 12PM.
- Otherwise, look out for your eVouchers redemption link via SMS within the first week of the month.

If you still have not received your monthly eVouchers, please contact Abecha at custcare_bc@abecha.com.

Learn more: gjk.sg/fuel

Things to note

Must-know policies

1. Edit Destination

If your customer needs to change the drop-off point, please advise them to use the **Edit Destination** button while in the middle of a trip. Not to worry – your fare will be updated based on distance!

2. Child car seat

If your customer has a child below 1.35M but you do not have a car seat, please cancel the order and select **I do not have a car seat for children**. If you do have a car seat, feel free to accept the ride!

3. Lost and found

To report a found item: **Help centre > Orders > My customer left an item behind**. We encourage you to return the item directly to the customer as soon as you can. Alternatively, you may return the item to GoHub.

4. Cleaning fee

If a customer has made a significant mess in your vehicle, we'll do our best to help you. Send photos of the mess and along with a cleaning receipt via in-app help and we'll cover up to \$120 of your cleaning costs.

5. Collecting cash

Always remember to check your customer's payment method in order to make sure you get your earnings. Look out for the "Cash collected" field under payment details for a reminder to collect cash. Cashless trips will show \$0.00 under "Cash collected").

Safety first

1. Protect customers' personal data in compliance with the PDPA's and LTA's rules

In compliance with PDPA's and LTA's rules, please refrain from retaining, using, or sharing (including on social media) personal data of customers for any other purposes but picking them up or dropping them off.

For more information, visit gjk.sg/guidelines

2. Making pre-arranged trips

Trips should not be arranged between customers and partners. This is considered fraud and may result in you losing access to the Gojek platform.

3. Sharing your account

Each Gojek partner must have their own account. You are not allowed to share your account with others. This is considered fraud and may result in you losing access to the Gojek platform.

4. Self-booking

Booking your own trips with a customer account is considered fraud and may result in you losing access to the Gojek platform.

5. Fraud

Any fraudulent activities/misuse of the Gojek app may result in account deactivation. Note that Gojek may also withhold the balance in your Earnings Wallet if the transactions are believed to be fraudulent.

6. Sexual misconduct

Gojek does not tolerate sexual misconduct and will cooperate with relevant authorities if you are proven to have conducted any sexual misconduct.

Useful information



Gojek community guidelines : gjk.sg/guidelines

Hotspots: gjk.sg/hotspots

Incentives: gjk.sg/incentive

Telegram: gjk.sg/joinchannel

Facebook: gjk.sg/dpfb

TikTok: gjk.sg/dptiktok

Everything else you need to know: gjk.sg/info

Official Gojek website
www.gojek.com/sq

Write to us
drivercare.sg@gojek.com

Find us in person for onboarding or support enquiries

Walk in to our GoHub (waiting times may vary)

GoHub

28 Sin Ming Lane #01-136 Midview City S(573957)

Mon - Fri: 10 AM – 12PM / 1PM - 6PM

Weekends & Public Holidays: Closed